

# ***SMART magazine 3.5 - May 1996***

## ***In this months issue . . .***

|    |                                      |                     |
|----|--------------------------------------|---------------------|
| 2  | Upfront                              | Club news and views |
| 4  | We Have Ways of Making You Rich      | Erasmus             |
| 6  | A Cautionary Tale                    | New Kid             |
| 8  | Calculating a Sires Going Index      | Richard Green       |
| 11 | Tote vs S.P.                         | Roy Hall            |
| 12 | Book Review (Betting to Win on NH)   | Kevin Berry         |
| 13 | 1995/96 Computer Challenge 2         | Final Results       |
| 24 | SMART Proofing, Future reporting     | SMART               |
| 26 | Special Notice                       | Allan Knight        |
| 27 | Computer Challenge Analysis          | Various Members     |
| 33 | Trim Your Favourite Bets             | Kevin Berry         |
| 36 | Backing Odds On Shots                | Alan Davis          |
| 37 | Betting on the Irish Lottery         | Henry F Malloy      |
| 43 | Formcast 3 Mile Chases               | Bob Holman          |
| 43 | Of Any Interest?                     | Geoff Harp          |
| 44 | A System is a Method is a System     | David H Evans       |
| 45 | The Improver System                  | Jaguar              |
| 47 | Book Review (Kilgallon series)       | Ray Webster         |
| 49 | Speed Figures What am I doing Wrong? | Steve Doyle         |
| 51 | Same Idea, Different Results         | John Roberts        |
| 53 | Good Sorts II                        | Reg Ramsay          |
| 56 | SMART 2-2 Draw system                | Update              |
| 57 | Lottery Pottery                      | Lotto King          |
| 59 | SWAP SHOP                            |                     |
| 60 | Simple TV Races Plan                 | Trevor Bamfield     |
| 62 | Winning With Topspeed                | Timefan             |
| 65 | Hunter Chase Quickie                 | MA Pickering        |
| 66 | Sporting Life Discounts              |                     |
| 67 | Other Discounts & Special Offers     |                     |

***Expect our June '95 (issue 3.5) to be with you by  
Saturday, June 1st 1996  
(or a little earlier if you have opted for first class postage)***

# SMART **UP** Statistics & Systems **FRONT**

**T**he exploits and adventures of the professional gambler abound in horseracing. Stories of their successes (and failures) in daring raids and coups where huge sums hang on the outcome of a single race set many a pulse racing and maybe thoughts of *“I could be doing that! - one day, not too far away either, others might be reading about my big hits”*

It would be prudent perhaps before going any further to attempt to define the term professional gambler. The complexities of the English language it may mean different things to different people, so who, or what is he/she? Without resorting to dictionary definitions my interpretation, for what it’s worth, is that it relates to an individual who makes his or her living from betting. Simple as that. He/she has no need of a supplementary income, they are professional and they make their betting pay, and pay handsomely.

Let’s think about it. As a successful gambler I make a certain percentage profit from my investments. In order to increase my income then I merely have to increase the size of my invested capital. This simple move requires no effort whatsoever, so why on earth should I write books, supply tips or moonlight as a journalist?

I’m sorry, but as far as I’m concerned the excuse of being unable to get the increased size of wager on simply does not hold water at this level. Jaguar’s article (issue 3.3 page 20) indicated that a “professional” can look to clear around 20% profit on turnover (Phil Bull managed a mere 5%). If we aim to make what is today’s average wage, £250 per week, the 20% figures means that I will be investing £1250 weekly to achieve the desired level.

To “up” my gambling income to £300 per week, I will have to invest an additional £250, a negligible sum when £1250 was crossing the counter previously.

But just hold on a minute, don’t let’s get carried away, just who is it that will accept these bets in the first place? One of our members had his account closed when following his *Pricewise* ideas at a level which pales into insignificance compared to what our professional would have to invest, and of course win.

If you could consistently win, even at the relatively meagre rate of £50 per week, who would you find gullible enough to accept your bets? But if we are to believe

that the horseracing professional gambler really is a fact then there has to be a bookie who will accept these bets. But would this not put him out of business? Or are we supposed to believe that a bookie will say *"I don't mind constantly paying you winnings of £50 a week, but if go over that I'm closing you down"*. Show me a bookie who will keep on paying out *any* amount with regularity, and I'll show you a bankrupt.

So just how much of these tales are fact, and how much is pure fiction? Or to put the question another way, do you know of an individual who makes a living from betting?

And I don't mean those names you can give me who you *know of*, I mean the people with whom you are personally acquainted - and please before we go any further, quickly discount the *all-mouth-and-trousers* brigade. Ask around the betting shop on just how each individual has fared over the past year with their own betting, you'll begin to wonder just how the bookies make it pay at all! Derivatives of *"About even-Stevens"* or *"Just got my nose in front overall"* are all commonly heard.

The more famous names you have only read about can all be discounted too, Clive Holt, Mark Coton, etc. are not professional gamblers, nowhere near it in fact. They may well enjoy a bet, they may even make a profit, but it is not their profession. Although they make their money from horseracing, it is from areas other than betting which is the mainstay of their incomes. Phil Bull started Timeform. Why, if he could make money from betting? Oh!, I see, he wanted to help his fellow punter - so why then didn't he give the ratings away? Perhaps he was looking for an income!

How much I wonder, is the myth of the professional horseracing gambler perpetuated by the bookies in order to further fuel the punters (impossible) dream. To keep the idea alive in the minds of the betting public of *"One day it will be me up there"*. The big bets placed on horseracing I am convinced is all "leisure" money. Someone who has made their income elsewhere, but still enjoy the thrill that we can all share, that of a bet.

No doubt that there are a good few who make their betting pay, but I have serious reservations on whether one could make an income, for very long at any rate. Would you accept a £10,000 wager from a guy who makes a consistent 20% on his investments?

Yes? - then you're not a bookie!

□  
-Stef

***You can't escape seeing it all, whether it drops through your letterbox, you see it in your racing paper or you flip through the Channel 4 Teletext pages.***

## **WE HAVE WAYS OF MAKING YOU RICH (or should that read - ways of making US rich?)**

***Erasmus***

**E**ach and every month “new” systems are advertised for racing and if these advertisers could be believed, the bookmakers would have been out of business long ago. The world is full of confidence tricksters, it is not exclusive to betting and gambling, but there are several different kinds of con men.

(a) The conman advertises his system with results and when the system arrives there is no way in which the advertised results could possibly have been obtained.. Attempts to obtain a refund will be to no avail. There has been at least one police prosecution for this type of con.

(b) Conman advertises a system which gives very good past performances and lo and behold, when the system arrives the result lists can be validated. However, the system has been framed around those past results with no logical reasons why they should continue in the future - and they normally don't.

(c) Conman advertises system which relies upon a staking system for the profits and would make a loss on level stakes. These can never win in the long run.

(d) There are “honest conmen” who have conducted serious research and really believe they have found a winning method. But the research is seriously flawed and the system does not and will not perform on future races.

(e) Some conmen in the past have sold systems at a fancy price which have appeared somewhere else before, *Raceform's Sports Forum* or other similar publication. They also bring out “new” systems which are as old as the hills.

A common advertising ploy is to quote long W, L, sequences in which W predominates with no statement of the level stake position. Some of the cons which use this tactic are;

1. Short priced horses bet for a place only on the Tote.
2. The W & L lists actually refer to circumstances where more than one horse is backed in each race. One such system that I saw required a bet on four horses per race.
3. The W & L sequences were not races but coups. One such system which was extensively advertised before and after the last great war entailed waiting for a napster to have an indicated number of losers and then following for four races on a rising stake, with a stop-at-a-winner overrider.

Of course the indicators were changed every year based on the previous years results and the W, L, sequences quoted were coups.

The most insidious systems are those which rely on a staking system for their profits. These include the “one point per day staking plan”, retrieve staking, doubling up and other increase stake after a loser methods.

These can often bring small profits over quite considerable periods, but if the system shows a loss on level stakes, a loss is inevitable in the long run. Of course the large loss can always come early rather than late!

A small number of systems may have genuine winning possibilities, but if they become well known “The law of ever changing cycles” takes charge, prices are reduced and profits decline. So, price is a consideration and “value” is the watchword.



*My dictionary gives the following definition;*

**confidence trick, a swindler's trick, whereby a person is induced to hand over money as a mark of confidence in the swindler;**

*With this in mind, I just had to include a story sent to an Internet news-group by Smartie 'New Kid'. The good conman can take your money and still leave you thinking that you've got a bargain! See next the page.*

*- Stef*

***Take their money and leave 'em smiling, here's hoping this story is not a too familiar one for you.***

## **A CAUTIONARY TALE**

***New Kid***

**T**his is the tale of two “mug” punters, Spud and Stodge, and precisely how tipsters lure them in. These are two very nice chaps who have the dubious honour of working for me. These aren't their real names, but even their wives call them by these unusual handles.

They were taken in by an advertisement of the  
***“Wait for one or two tips a month and I'll make you rich - all results proofed - give me a call...”***

. . . type in the racing press, often claiming to have inside information. This tipster promised them a 6/1 guaranteed cert in time for Christmas (last year) in return for signing up to his service at £350.00 for the year.

***“HOW much?” said I, “That's a bit steep!”.***

***“No” said Spud & Stodge, “It's a real bargain because you only have to send him £50 and he puts it on the horse for you. Then when it wins it pays your £350.00”.***

***“And what if it loses?”***

***“Then you get a whole year's tips for nowt!”***

Like lambs to the slaughter they duly sent their £50 and received a single tip which sadly they put their shirts on - intending to raise considerable extra cash for the festive season. You guessed it - it lost. It wasn't even placed.

To date they've received six tips in total and had only one winner at 3-1. Hardly stunning results by anybody's standards. Yet amazingly they still consider that they're getting incredible value for money because they're getting £350-worth of tips for nothing!

When I pointed out that they were, in fact, paying £50 for maybe 20 tips which were pretty unreliable AND that this chap probably pocketed their money they continued to defend him.

*“He must be honest because he’s lost out on the deal, yet he’s still sticking to his word”* was their answer.

*“All right,”* I joked *“Give me £50 now and I’ll give you tips for TWO years!”*

Their reply? *“Don’t be stupid - HE’s a professional!”*

A “professional” scum-bag, preying on the aspirations of the losing punter, particularly at Christmas. Spud & Stodge had put far more than they could afford on this “cert” and had a leaner Christmas as a result. If the tipster was honest he’d have returned their money, but they depend on the trust of gullible punters like these to make money out of their misery.

Heads I win, tails you lose.

The racing press are as much to blame for accepting their advertising and allowing them to make false “all selections proofed” claims when this isn’t so (at least not for past selections). I wonder how often they accept “dodgy fax machine” excuses for late (winning) results? I cannot believe that they correctly monitor the activities of some of these racing leeches.

In the real world my business relies heavily on mail-order. We are members of a self-regulating trade organisation and are subject to the Sale Of Goods Act. The magazines in which we advertise watch us like hawks, personally following up any complaints (also operating a mail-order protection scheme). We don't object to this as it keeps the “wide boys” away and enhances our reputation.

Contrast that lot with the way tipsters are allowed to operate.



***SMART email forum***

**Our email forum is simply an additional way of airing views and proposing ideas. Our non computing members need not feel left out, worthwhile topics will be relayed through the pages of our magazine. Any comments or replies anyone wants to add to the debate can be sent to me via more traditional means, they will then be relayed to all concerned. If you have access to email and would like to be added to the mailing list please let me know, my email address is: [smartsig@dircon.co.uk](mailto:smartsig@dircon.co.uk)**

***A novel and easy to operate approach in tackling the subject of using pedigrees to evaluate a runners going preferences.***

## **CALCULATING A SIRES GOING INDEX**

***Richard Green***

**T**he ‘going index’ is a positive or negative number given to each sire based on the performances of its progeny over the course of the last three flat seasons. It’s an at-a-glance guide as to their progeny’s liking for either soft, good or firm going.

A positive figure indicates a liking for soft ground, while a negative indicates a liking for firm ground. Here is a scale which indicates the going index and respective course conditions.

| Going Index | Going preferred |
|-------------|-----------------|
| -15         | Hard            |
| -10         | Firm            |
| -5          | Good/firm       |
| 0           | Good            |
| +5          | Good/Soft       |
| +10         | Soft            |
| +15         | Heavy           |

Just as most sires have an index which shows the average winning distance of it’s 3-y-o’s, so the going index will show what sort of underfoot conditions it’s progeny are likely to favour.

I will be calculating the going index for most of the top sires (all those who have had 10 winners over the last 3 seasons). But until then, here is how I calculate the going index.

For this exercise you will need a racing database (I’m using Raceform). Enter the sire of your choice and run the program. When completed a list of ‘wins to races run’ will appear for each distance and type of going.

Let’s look at the figures for Sharpo.



|        |        |        |
|--------|--------|--------|
| SHARPO | Heavy  | 8-26   |
|        | Soft   | 17-76  |
|        | G/soft | 16-107 |
|        | -----  |        |
|        | Good   | 26-253 |
|        | G/firm | 17-186 |
|        | Firm   | 4-52   |

As you can see, I have separated the figures into two parts. Adding together the wins on heavy, soft and good to soft we get 41. Adding together the runs we get 209.

$41 \div 209 \times 100$  gives us a percentage figure of 20 (rounded)

Repeat this again for the bottom set of figures. Adding together the wins on good, good to firm and firm we get 47 . Adding together the runs we get 491.

$47 \div 491 \times 100$  gives us a percentage figure of 10 (rounded)

Taking the bottom figure from the top figure (20-10) we get a going index of +10

Now let's look at Green Desert (USA)

|                    |        |        |
|--------------------|--------|--------|
| Green Desert (USA) | Heavy  | 0-10   |
|                    | Soft   | 6-61   |
|                    | G/soft | 14-114 |
|                    | -----  |        |
|                    | Good   | 27-291 |
|                    | G/firm | 62-352 |
|                    | Firm   | 25-102 |

As you can see, again I have separated the figures into two parts. Adding together the wins on heavy, soft and good to soft we get 20. Adding together the runs we get 185.

$20 \div 185 \times 100$  gives us a percentage figure of 11 (rounded)

Repeat for the bottom set of figures. Adding together the wins on good, good to firm and firm we get 114.

Adding together the runs we get 745.

114 ÷ 745 x 100 gives us a percentage figure of 15 (rounded)

Taking the bottom figure from the top figure (11-15) we get a going index of -4

As you can see, Sharpo and Green Desert produce offspring that generally prefer different underfoot conditions. Sharpo as always been known to produce horses who like some give, while Green Desert progeny don't mind it firm on top.

Note: You may recall Jamie Osbourne saying that he wasn't sure if Collier Bay would handle the firmer ground after winning in the soft in Ireland - so he chose Mysilv!

As you probably know, Collier Bay is by Green Desert, so that Irish performance was a very good one and improvement on a firmer surface looked a distinct possibility.



### **YOUR CONTRIBUTIONS TO SMART**

***Twenty two issues now under the belt, and many members who have contributed to the success of it all expressing their ideas, research and points of view.***

### **THANK YOU**

***SMART now rewards members who make the effort to write in by rewarding that endeavour. All published material will now qualify the sender to between one and four months added membership. The awards will be based on an overview of quality, quantity and effort involved, and will be at the discretion of the editor.***

***One month is the minimum addition and will be given for basic level articles. Four months will be added for work thought to be of outstanding merit and/or the result of much hard work. Who knows for some this could mean very low cost or even . . .***

**FREE MEMBERSHIP!**

**Figures supplied to SMART by Roy Hall, head of Audit & Statistics at the Horserace Totalisator Board.**

## **TOTE versus SP**

**Comparison of Tote Win dividends with returned SP**

|                      | Tote >= SP | SP > Tote |
|----------------------|------------|-----------|
| Flat racing          | 2005       | 1987      |
| National Hunt racing | 1365       | 1600      |
|                      | 3370       | 3587      |

**Tote Dual Forecast versus Computer Straight Forecast**

Assuming that;

- £1.00 staked en every winning combination
- An appropriate off-course deduction was made from Tote returns
- Computer straight forecast return is divided by 2, as a reversed forecast.

|                      | Tote Dual Forecast | Computer straight fcast |
|----------------------|--------------------|-------------------------|
| Flat racing          | £150,986           | £96,881                 |
| National Hunt racing | £86,257            | £56,472                 |
|                      | £237,243           | £153,353                |

**Tote Trio versus equivalent Computer Tricast**

Assuming that;

- £1.00 staked en every winning combination
- An appropriate off-course deduction was made from Tote returns
- Computer tricast return is divided by 6, as a combination tricast.

|            | Tote Trio | Computer tricast |
|------------|-----------|------------------|
| All racing | £389,193  | £226,696         |

*All figures are for the year ended 31/3/95*



# BOOK REVIEW

*Kevin Berry*

## ***Betting to Win on National Hunt Races. (BetMaster)***

**A** book primarily for systemites who favour the statistical approach. The majority of the book is taken up with outlining methodologies and procedures for record keeping. The reader is instructed to note down form attributes relating to the market leaders in a race, within a range of categories.

This is so for future races the reader can look back to assess how well horses with similar form characteristics actually fared, develop their own selection criteria based on the results found, and use their judgement from there. I was extremely disappointed with this approach, which provides nothing I found worthy or useful at all. Nor do I believe many people would have the time or desire to use this methodology.

In this regard I could not recommend the book; using computer programs such as Combayes and Racesage which were written specifically to analyse market leaders in a race are probably a better way to follow the same approach. In my opinion the one potentially useful thing about the book is a system presented at the back. The most basic version of the system is very easy to use (selections in a few minutes from any paper) due to its superficiality.

However, to my surprise, it made a good profit in a ten-week period (33 wins from 139 races, average winning dividend 9/2, maximum losing run 14, +19% profit after tax). This may be due to chance, or it may be because the system selections are more likely to start at a value price.

Two seasons' selections are provided, showing a profit over the period; I spot-checked some of these and found no errors.

There is a more 'advanced' form of the system which gives every appearance of being retrospectively fitted to enhance results with rules restricting weight ranges, ages, distances etc., and therefore makes me very sceptical of its future usefulness.

However the basic form of the system is a good one for the 'Pen & Inkers' to delve into and may even be profitable in the long run.



# The 1995/96 SMARTsig And RACING WINNER Computer Challenge 2 Results



**Final Month 7 Table - Mar 29 1996 to Apr 24 1996**

|                  |                       |             |
|------------------|-----------------------|-------------|
| <b>1st prize</b> | <b>ChaserAce</b>      | <b>+82%</b> |
| <b>2nd prize</b> | <b>Speedmaster</b>    | <b>+79%</b> |
| <b>3rd prize</b> | <b>HorseSense v5.</b> | <b>+62%</b> |

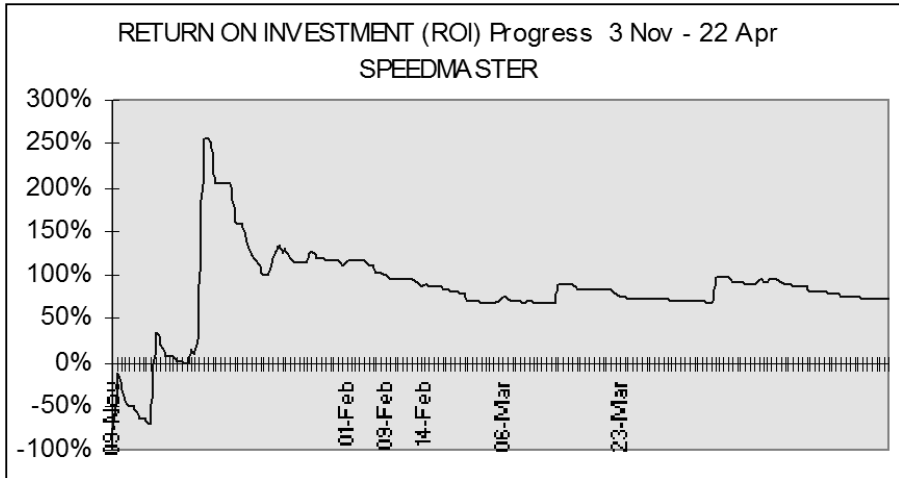
The full up to date tables are as follows (last months figures in brackets)

| This Month          | Rtn on Investment |
|---------------------|-------------------|
| 1 (7) ChaserAce     | +82%              |
| 2 (1) Speedmaster   | +79%              |
| 3 (2) HorseSense v5 | +62%              |
| 4 (4) ProPunter     | +29%              |
| 5 (5) RaceSage      | +21%              |
| 6 (3) Solidus       | +8%               |
| 7 (6) PriceRite     | -63%              |
| 8 (9) Shield        | -78%              |
| 9 (8) Sword         | -97%              |

| Overall Table       | ROI  |
|---------------------|------|
| 1 (1) Speedmaster   | +73% |
| 2 (2) RaceSage      | +2%  |
| 3 (5) HorseSense v5 | -2%  |
| 4 (7) ProPunter     | -7%  |
| 5 (8) ChaserAce     | -7%  |
| 6 (3) Solidus       | -8%  |
| 7 (6) PriceRite     | -24% |
| 8 (9) Genesis       | -30% |
| 9 (3) Sword         | -43% |
| 10 (10) Shield      | -73% |

*With 10 in the competition, the results have been printed in full over the following pages, but the type size has been reduced in order to conserve space. They are listed in overall competition order;*

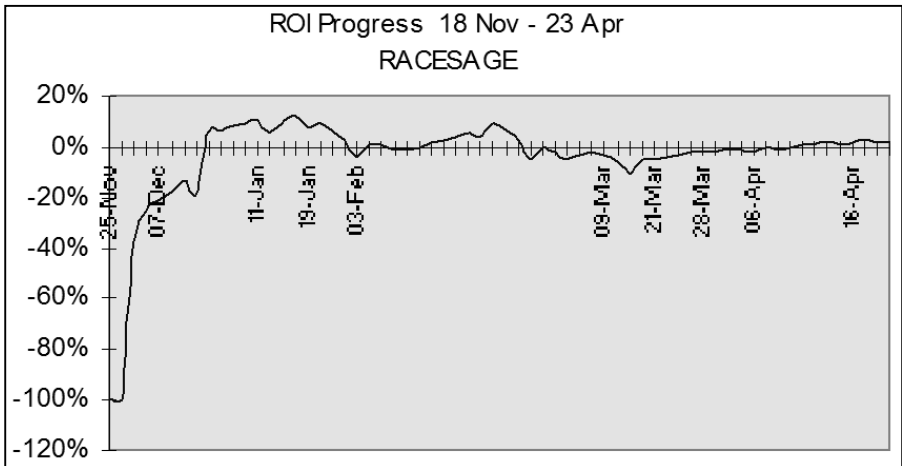
**Speedmaster, 0181 6898875. Retail £159**



| Bet no. | meeting date | selection | BET DETAILS      |      |       |            |       |        | THIS MONTH |         |       | ALL COMPETITION |         |        |     |
|---------|--------------|-----------|------------------|------|-------|------------|-------|--------|------------|---------|-------|-----------------|---------|--------|-----|
|         |              |           | stk              | +tax | bet   | plod- mnrs | SP    | return | accu stake | balance | %prof | accu stake      | balance | %prof  |     |
| 601     | 29/3         | Ling405   | HattaSunshine    | 0.1  | 0.6   | 6 x Fcas   | 5-12  | 9/1    | 0.00       | 0.60    | -0.60 | -100%           | 235.23  | 164.96 | 70% |
| 607     |              |           | Sarum            | 0.1  | 0.6   | 6 x Trica  | 6-12  | 12/1   | 0.00       | 1.20    | -1.20 | -100%           | 235.83  | 164.36 | 70% |
|         |              |           | Eastleigh        |      |       |            | 4-12  | 7/1    |            | 1.20    | -1.20 | -100%           | 235.83  | 164.36 | 70% |
| 613     |              | Sedg245   | Candid Lad       | 0.1  | 0.6   | 6 x Fcas   | 9-11  | 16/1   | 0.00       | 1.80    | -1.80 | -100%           | 236.43  | 163.76 | 69% |
| 619     |              |           | Latin Leader     | 0.1  | 0.6   | 6xTricast  | 4-11  | 13/2   | 0.00       | 2.40    | -2.40 | -100%           | 237.03  | 163.16 | 69% |
|         |              |           | CadeauxPremiere  |      |       |            | 5-11  | 16/1   |            | 2.40    | -2.40 | -100%           | 237.03  | 163.16 | 69% |
| 620     |              | Ludl325   | NorthBannister   | 3    | 3.27  | w          | 12-16 | 5/1    | 0.00       | 5.67    | -5.67 | -100%           | 240.30  | 159.89 | 67% |
|         | 30/3         | Aint300   | Rough Quest      |      |       |            | 1-27  | 7/1    |            | 5.67    | -5.67 | -100%           | 240.30  | 159.89 | 67% |
| 680     |              |           | SuperiorFinish   | 0.1  | 6     | 60 x       | 3-27  | 9/1    | 84.06      | 11.67   | 72.39 | 620%            | 246.30  | 237.95 | 97% |
|         |              |           | EncoreenPeu      |      |       | Tricasts   | 2-27  | 14/1   |            | 11.67   | 72.39 | 620%            | 246.30  | 237.95 | 97% |
|         |              |           | PartyPolitics    |      |       |            | F-27  | 10/1   |            | 11.67   | 72.39 | 620%            | 246.30  | 237.95 | 97% |
|         |              |           | VicomptdeValmont |      |       |            | 10-27 | 22/1   |            | 11.67   | 72.39 | 620%            | 246.30  | 237.95 | 97% |
| 687     | 03/4         | Hami330   | Beldray Park     | 0.6  | 4.578 | Patent     | 6-13  | 7/2    | 0.00       | 16.25   | 67.81 | 417%            | 250.87  | 233.37 | 93% |
|         |              | Hami400   | Dragonjoy        |      |       |            | 5-7   | 2/1    |            | 16.25   | 67.81 | 417%            | 250.87  | 233.37 | 93% |
|         |              | Ludl215   | Court Nap        |      |       |            | 6-15  | 9/4    |            | 16.25   | 67.81 | 417%            | 250.87  | 233.37 | 93% |
| 688     | 04/4         | Ling400   | BrightEclipse    | 5    | 5.45  | w          | 3-7   | 6/1    | 0.00       | 21.70   | 62.36 | 287%            | 256.32  | 227.92 | 89% |
| 689     | 06/4         | NAbb310   | Frogmarch        | 2    | 2.18  | w          | 1-11  | 13/8   | 5.25       | 23.88   | 65.43 | 274%            | 258.50  | 230.99 | 89% |
| 690     |              | Plum225   | Monksander       | 2    | 2.18  | w          | 1-6   | 9/4    | 6.50       | 26.06   | 69.75 | 268%            | 260.68  | 235.31 | 90% |
| 691     |              |           |                  | 2    | 2.18  | w dbl      |       |        | 17.06      | 28.24   | 84.63 | 300%            | 262.86  | 250.20 | 95% |
| 692     | 09/4         | Utto240   | Coast Along      | 3    | 3.27  | w          | B-15  | 5/1    | 0.00       | 31.51   | 81.36 | 258%            | 266.13  | 246.93 | 93% |
| 693     | 12/4         | Beve420   | HazardaGuess     | 2    | 2.18  | w          | 3-9   | 9/4    | 0.00       | 33.69   | 79.18 | 235%            | 268.31  | 244.75 | 91% |
| 694     |              | Beve450   | Primo Lara       | 2    | 2.18  | w          | 1-17  | 6/1    | 14.00      | 35.87   | 91.00 | 254%            | 270.49  | 256.57 | 95% |
| 695     |              |           |                  | 1    | 1.09  | double     |       |        | 0.00       | 36.96   | 89.91 | 243%            | 271.58  | 255.48 | 94% |
| 696     | 13/4         | Asco235   | KingsfoldPet     | 3    | 3.27  | w          | 4-12  | 7/1    | 0.00       | 40.23   | 86.64 | 215%            | 274.85  | 252.21 | 92% |
| 698     |              |           | Amancio          | 1    | 2     | RFC        | 2-12  | 6/1    | 0.00       | 42.23   | 84.64 | 200%            | 276.85  | 250.21 | 90% |
| 699     | 16/4         | Nwm305    | Soviet Line      | 3    | 3.27  | w          | 7-13  | 6/1    | 0.00       | 45.50   | 81.37 | 179%            | 280.12  | 246.94 | 88% |
| 700     |              | Nwm445    | Suallach         | 2    | 2.18  | w          | 8-13  | 9/2    | 0.00       | 47.68   | 79.19 | 166%            | 282.30  | 244.76 | 87% |
| 706     |              |           | White Plains     | 0.1  | 0.6   | 6x Tcast   | 3     |        | 0.00       | 48.28   | 78.59 | 163%            | 282.90  | 244.16 | 86% |
| 712     |              |           | Welville         | 0.1  | 0.6   | 6x Fcast   | 2     |        | 0.00       | 48.88   | 77.99 | 160%            | 283.50  | 243.56 | 86% |
|         | 17/4         | Nwm235    | RovingMinstrel   |      |       |            | 3-14  | 6/1    |            | 48.88   | 77.99 | 160%            | 283.50  | 243.56 | 86% |
| 723     |              | Nwm305    | Restructure      | 0.5  | 6     | yankee     | 5-9   | 7/1    | 0.00       | 54.87   | 72.00 | 131%            | 289.50  | 237.56 | 82% |
|         |              | Nwm415    | Opera Buff       |      |       |            | 3-15  | 11/2   |            | 54.87   | 72.00 | 131%            | 289.50  | 237.56 | 82% |

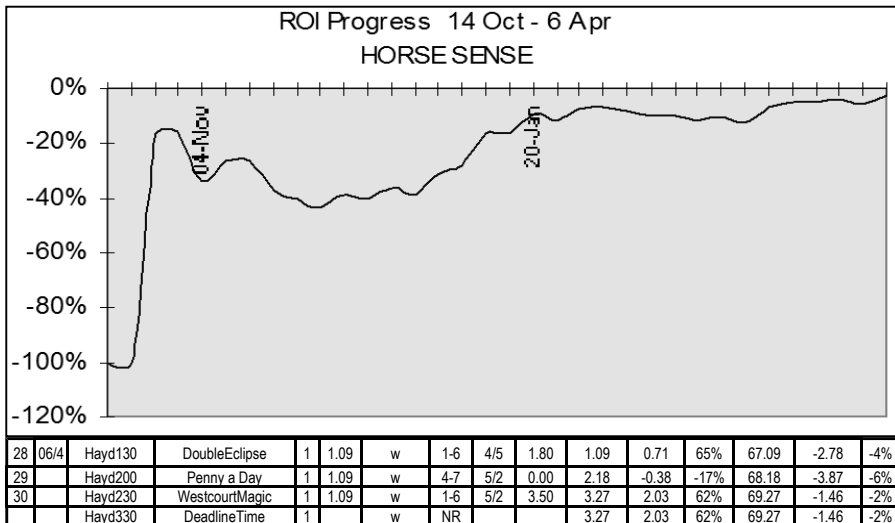
|     |      |            |                  |     |      |           |  |       |      |      |       |       |      |        |        |     |
|-----|------|------------|------------------|-----|------|-----------|--|-------|------|------|-------|-------|------|--------|--------|-----|
|     |      | Chel435    | MedinasSwan Song |     |      |           |  | F-7   | 9/4  |      | 54.87 | 72.00 | 131% | 289.50 | 237.56 | 82% |
| 724 | 18/4 | Ripo330    | Joe Mell         | 2   | 2.18 | w         |  | 9-9   | 9/1  | 0.00 | 57.05 | 69.82 | 122% | 291.68 | 235.38 | 81% |
| 725 |      | Ayr455     | Tronchetto       | 2   | 2.18 | w         |  | P-11  | 20/1 | 0.00 | 59.23 | 67.64 | 114% | 293.86 | 233.20 | 79% |
| 726 |      |            |                  | 1   | 1.09 | w dbl     |  |       |      | 0.00 | 60.32 | 66.55 | 110% | 294.95 | 232.11 | 79% |
|     | 20/4 | Ayr405     | GeneralWolfe     |     |      |           |  | 2     |      |      | 60.32 | 66.55 | 110% | 294.95 | 232.11 | 79% |
| 846 |      |            | MorgansHarbour   | .05 | 6    | Tricast   |  | P     |      | 0.00 | 66.32 | 60.55 | 91%  | 300.95 | 226.11 | 75% |
|     |      |            | MerryMaster      |     |      | perm      |  | P     |      |      | 66.32 | 60.55 | 91%  | 300.95 | 226.11 | 75% |
|     |      |            | Abercromby Chief |     |      | 120 bets  |  | 5     |      |      | 66.32 | 60.55 | 91%  | 300.95 | 226.11 | 75% |
|     |      |            | Lo Stregone      |     |      |           |  | 4     |      |      | 66.32 | 60.55 | 91%  | 300.95 | 226.11 | 75% |
|     |      |            | StoptheWaller    |     |      |           |  | P     |      |      | 66.32 | 60.55 | 91%  | 300.95 | 226.11 | 75% |
| 847 | 22/4 | Nott210    | TheFriskyFarmer  | 3   | 3.27 | w         |  | 11-20 | 11/2 | 0.00 | 69.59 | 57.28 | 82%  | 304.22 | 222.84 | 73% |
|     |      | Nottingham | 1                |     |      |           |  | L     |      |      | 69.59 | 57.28 | 82%  | 304.22 | 222.84 | 73% |
| 858 |      |            | 5                | 0.1 | 1.31 | Placepot  |  | L     |      | 0.00 | 70.90 | 55.97 | 79%  | 305.53 | 221.53 | 73% |
|     |      |            | 1.5              |     |      | perm      |  | 2.1   |      |      | 70.90 | 55.97 | 79%  | 305.53 | 221.53 | 73% |
|     |      |            | 3                |     |      | (12 bets) |  | L     |      |      | 70.90 | 55.97 | 79%  | 305.53 | 221.53 | 73% |
|     |      |            | 14.2             |     |      |           |  | 1.L   |      |      | 70.90 | 55.97 | 79%  | 305.53 | 221.53 | 73% |
|     |      |            | 12,13,16         |     |      |           |  | 4,L,L |      |      | 70.90 | 55.97 | 79%  | 305.53 | 221.53 | 73% |

**RaceSage, DGA Software, 0161 3300184 £15/month £150/year**

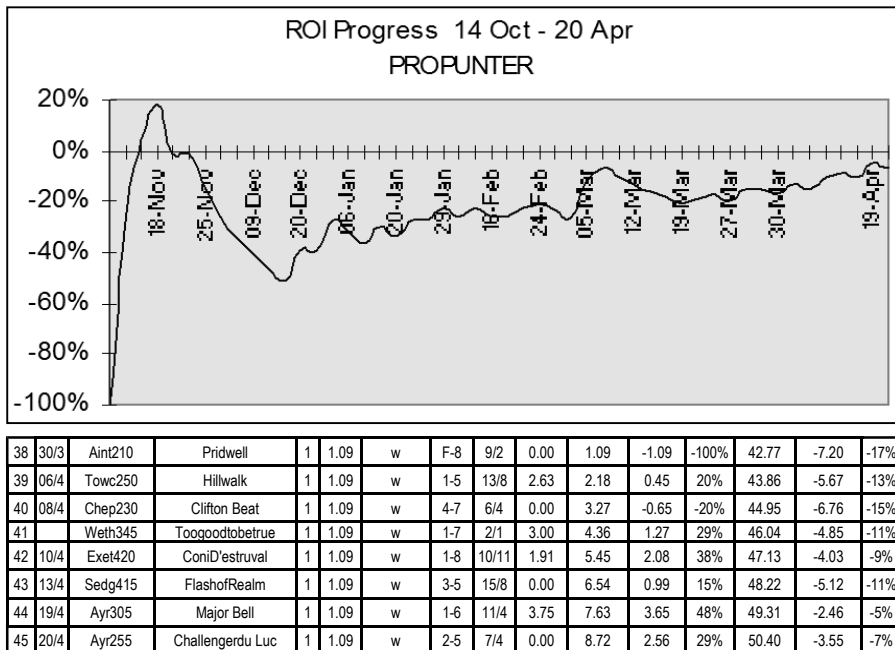


|    |      |         |                    |   |      |   |  |      |       |      |       |       |     |        |       |     |
|----|------|---------|--------------------|---|------|---|--|------|-------|------|-------|-------|-----|--------|-------|-----|
| 49 | 02/4 | Folk410 | Sorbiere           | 1 | 1.09 | w |  | 1-6  | 8/13  | 1.62 | 1.09  | 0.53  | 48% | 95.28  | -1.45 | -2% |
| 50 | 03/4 | Asco155 | Mirowsaki          | 1 | 1.09 | w |  | 1-8  | 8/15  | 1.53 | 2.18  | 0.97  | 44% | 96.37  | -1.01 | -1% |
| 51 | 06/4 | Carl505 | RoyalExpression    | 1 | 1.09 | w |  | U-11 | 1/2   | 0.00 | 3.27  | -0.12 | -4% | 97.46  | -2.10 | -2% |
| 52 | 08/4 | Winc230 | GeneralCrack       | 2 | 2.18 | w |  | 1-7  | 11/10 | 4.20 | 5.45  | 1.90  | 35% | 99.64  | -0.08 | 0%  |
| 53 |      | Hunt330 | Maneree            | 1 | 1.09 | w |  | 2-3  | 4/5   | 0.00 | 6.54  | 0.81  | 12% | 100.73 | -1.17 | -1% |
| 54 |      | Towc425 | Teaplantar         | 2 | 2.18 | w |  | 1-6  | 4/11  | 2.73 | 8.72  | 1.36  | 16% | 102.91 | -0.62 | -1% |
| 55 |      | Winc430 | DecideYourself     | 1 | 1.09 | w |  | 1-9  | 11/8  | 2.38 | 9.81  | 2.64  | 27% | 104.00 | 0.66  | 1%  |
| 56 |      | Winc435 | Bells Life         | 1 | 1.09 | w |  | 1-5  | 4/9   | 1.44 | 10.90 | 3.00  | 27% | 105.09 | 1.02  | 1%  |
| 57 | 09/4 | Weth320 | Erzadjan           | 1 | 1.09 | w |  | 1-5  | 8/15  | 1.53 | 11.99 | 3.44  | 29% | 106.18 | 1.46  | 1%  |
| 58 | 13/4 | Asco200 | Call it a Day      | 1 | 1.09 | w |  | 2-4  | 4/7   | 0.00 | 13.08 | 2.35  | 18% | 107.27 | 0.37  | 0%  |
| 59 | 16/4 | Hexh315 | Earlymorning Light | 2 | 2.18 | w |  | 1-11 | Evs   | 4.00 | 15.26 | 4.17  | 27% | 109.45 | 2.19  | 2%  |
| 60 | 20/4 | Ayr325  | Alderbrook         | 1 | 1.09 | w |  | 1-9  | 8/11  | 1.73 | 16.35 | 4.81  | 29% | 110.54 | 2.83  | 3%  |
| 61 |      | Stra800 | Sharkashka         | 1 | 1.09 | w |  | 2-9  | Evs   | 0.00 | 17.44 | 3.72  | 21% | 111.63 | 1.74  | 2%  |
| 62 | 23/4 | Chep240 | SparklingYasmin    | 2 | 2.18 | w |  | 1-15 | 3/10  | 2.60 | 19.62 | 4.14  | 21% | 113.81 | 2.16  | 2%  |

**HorseSense V5, Chris Mostyn, PO Box 379, Preston PR1 9BZ - £9.95**

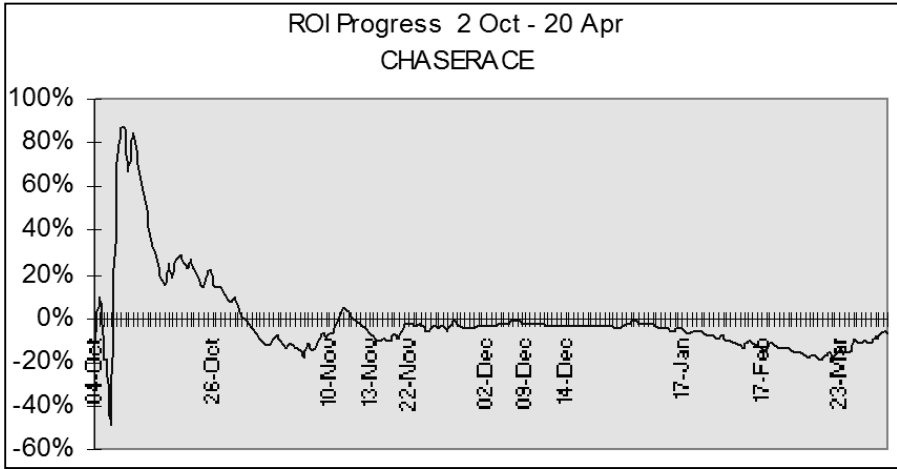


**ProPunter, Now marketed by: Dataform, 246 Upper Richmond Rd, London. SW14 8AG 0171 638 1138 £99.00**



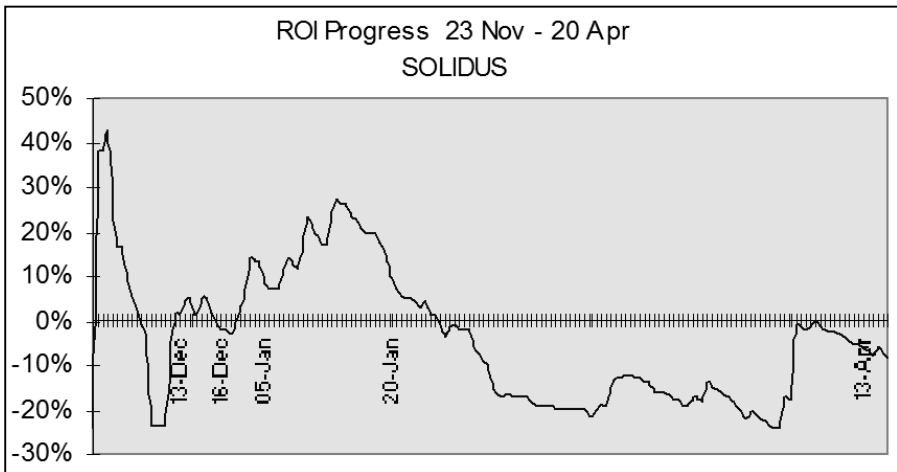


**ChaserAce, Nucleus Direct, 0802 223447 £99.99 (comp upgrade £89.99)**



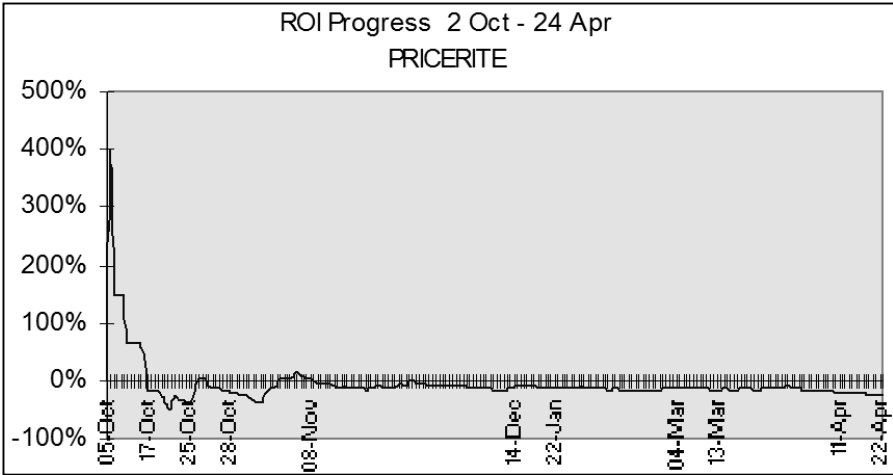
|     |      |         |                   |    |      |        |      |      |       |       |       |      |         |         |      |
|-----|------|---------|-------------------|----|------|--------|------|------|-------|-------|-------|------|---------|---------|------|
| 165 | 30/3 | Aint135 | ArcticKinsman     | 10 | 10.9 | w(fpp) | 1-10 | 13/2 | 75.00 | 10.90 | 64.10 | 588% | 1003.20 | -95.58  | -10% |
| 166 | 06/4 | Towc250 | Cuddy Dale        | 10 | 10.9 | w(fpp) | 3-5  | 2/1  | 0.00  | 21.80 | 53.20 | 244% | 1014.10 | -106.48 | -11% |
| 167 |      | Carl305 | McGregorthe Third | 10 | 10.9 | w(fpp) | R-4  | 9/4  | 0.00  | 32.70 | 42.30 | 129% | 1025.00 | -117.38 | -11% |
| 168 |      | Towc350 | Sartorius         | 10 | 10.9 | w(fpp) | 1-4  | 11/8 | 23.75 | 43.60 | 55.15 | 126% | 1035.90 | -104.53 | -10% |
| 169 |      | NAbb410 | Allo George       | 10 | 10.9 | w(fpp) | 2-14 | 9/2  | 0.00  | 54.50 | 44.25 | 81%  | 1046.80 | -115.43 | -11% |
| 170 | 13/4 | NAbb305 | Allo George       | 10 | 10.9 | w(fpp) | 1-11 | 5/2  | 35.00 | 65.40 | 68.35 | 105% | 1057.70 | -91.33  | -9%  |
| 171 |      | Asco340 | Nakir             | 10 | 10.9 | w(fpp) | 7-15 | 7/1  | 0.00  | 76.30 | 57.45 | 75%  | 1068.60 | -102.23 | -10% |
| 172 |      | Sedq345 | Go Silly          | 10 | 10.9 | w(fpp) | 1-6  | 7/2  | 45.00 | 87.20 | 91.55 | 105% | 1079.50 | -68.13  | -6%  |
| 173 | 20/4 | Ayr405  | Lo Stregone       | 10 | 10.9 | w(fpp) | 4-20 | 4/1  | 0.00  | 98.10 | 80.65 | 82%  | 1090.40 | -79.03  | -7%  |

**Solidus SF2, PO Box 59, Ipswich, IP4 2BL Retail £439 & £74**



|     |      |         |                |   |      |    |      |     |       |       |        |       |        |        |     |
|-----|------|---------|----------------|---|------|----|------|-----|-------|-------|--------|-------|--------|--------|-----|
| 138 | 13/4 | NAbb405 | HoldYourRanks  | 4 | 4.36 | w  | 3-8  | 7/2 | 0.00  | 4.36  | -4.36  | -100% | 326.33 | -20.74 | -6% |
| 139 |      | Asco310 | Nakir          | 2 | 2.18 | w  | 7-15 | 7/1 | 0.00  | 6.54  | -6.54  | -100% | 328.51 | -22.92 | -7% |
| 140 | 20/4 | Ayr405  | Toogoodtobetru | 1 | 2.18 | ew | P-20 | 9/1 | 0.00  | 8.72  | -8.72  | -100% | 330.69 | -25.10 | -8% |
| 141 |      | Stra700 | Grey Smoke     | 5 | 5.45 | w  | 1-5  | 5/4 | 11.25 | 14.17 | -2.92  | -21%  | 336.14 | -19.30 | -6% |
| 142 |      | Asco750 | The Bounder    | 6 | 6.54 | w  | 7-9  | 4/1 | 0.00  | 20.71 | -9.46  | -46%  | 342.68 | -25.84 | -8% |
| 143 |      | Stra800 | Sharkashka     | 2 | 2.18 | w  | 2-9  | Evs | 0.00  | 22.89 | -11.64 | -51%  | 344.86 | -28.02 | -8% |

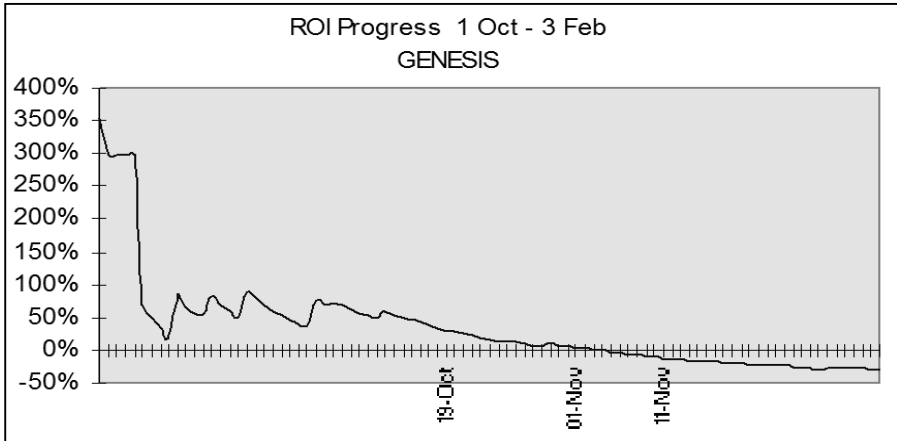
**Pricerite, 0116 2874130 Retail £29.95**



|     |      |         |                   |   |      |          |      |       |      |       |        |       |        |        |      |
|-----|------|---------|-------------------|---|------|----------|------|-------|------|-------|--------|-------|--------|--------|------|
| 95  | 29/3 | Aint310 | Hill of Tullow    | 1 | 1.09 | w(2/1)   | 4-7  | 5/2   | 0.00 | 1.09  | -1.09  | -100% | 129.56 | -17.94 | -14% |
|     |      | Ludl250 | Too Sharp         | 2 |      | w(Evs)   | 1-7  | 4/6   |      | 1.09  | -1.09  | -100% | 129.56 | -17.94 | -14% |
|     | 01/4 | Kels200 | Balmhnoch         | 1 |      | w(13/8)  | 1-9  | 11/10 |      | 1.09  | -1.09  | -100% | 129.56 | -17.94 | -14% |
|     | 03/4 | Asco155 | Miroswaki         | 2 |      | w(Evs)   | 1-8  | 8/15  |      | 1.09  | -1.09  | -100% | 129.56 | -17.94 | -14% |
| 96  |      | Asco230 | Go Ballistic      | 1 | 1.09 | w(6/4)   | 1-13 | 9/4   | 3.25 | 2.18  | 1.07   | 49%   | 130.65 | -15.78 | -12% |
| 97  |      | Ludl525 | Jovial Man        | 1 | 1.09 | w(11/8)  | 1-6  | 3/1   | 4.00 | 3.27  | 3.98   | 122%  | 131.74 | -12.87 | -10% |
| 98  | 06/4 | Carl305 | McGregorthe Third | 2 | 2.18 | w(Evs)   | R-4  | 9/4   | 0.00 | 5.45  | 1.80   | 33%   | 133.92 | -15.05 | -11% |
| 99  |      | Plum325 | Lucky Dollar      | 2 | 2.18 | w(Evs)   | 4-6  | 13/8  | 0.00 | 7.63  | -0.38  | -5%   | 136.10 | -17.23 | -13% |
| 100 |      | Plum455 | Pedaltohemetal    | 2 | 2.18 | w(Evs)   | 3-6  | 2/1   | 0.00 | 9.81  | -2.56  | -26%  | 138.28 | -19.41 | -14% |
| 101 | 08/4 | Plum430 | Call MeRiver      | 2 | 2.18 | w(Evs)   | U-5  | 11/8  | 0.00 | 11.99 | -4.74  | -40%  | 140.46 | -21.59 | -15% |
| 102 |      | Hunt230 | Fierce            | 2 | 2.18 | w(Evs)   | 2-5  | 6/4   | 0.00 | 14.17 | -6.92  | -49%  | 142.64 | -23.77 | -17% |
| 103 |      | Hunt405 | MajboorYafooz     | 1 | 1.09 | w(11/10) | 4-10 | 11/4  | 0.00 | 15.26 | -8.01  | -52%  | 143.73 | -24.86 | -17% |
| 104 |      | Towc245 | Drumcullon        | 1 | 1.09 | w(11/10) | 1-3  | 11/8  | 2.38 | 16.35 | -6.73  | -41%  | 144.82 | -23.57 | -16% |
| 105 |      | Utto215 | RoyaleAngela      | 1 | 1.09 | w(6/5)   | 3-7  | 7/4   | 0.00 | 17.44 | -7.82  | -45%  | 145.91 | -24.66 | -17% |
| 106 |      | Utto510 | Alton             | 1 | 1.09 | w(11/10) | 2-9  | 6/4   | 0.00 | 18.53 | -8.91  | -48%  | 147.00 | -25.75 | -18% |
| 107 |      | Winc230 | GeneralCrack      | 2 | 2.18 | w(Evs)   | 1-7  | 11/10 | 4.20 | 20.71 | -6.89  | -33%  | 149.18 | -23.73 | -16% |
| 108 |      | Winc430 | The Bounder       | 2 | 2.18 | w(Evs)   | 2-9  | 11/10 | 0.00 | 22.89 | -9.07  | -40%  | 151.36 | -25.91 | -17% |
| 109 |      | MRas500 | Too Sharp         | 2 | 2.18 | w(Evs)   | 3-6  | 7/4   | 0.00 | 25.07 | -11.25 | -45%  | 153.54 | -28.09 | -18% |
|     |      | Weth215 | SolomonsDancer    | 1 |      | w(2/1)   | 3-11 | Evs   |      | 25.07 |        |       | 153.54 | -28.09 | -18% |
| 110 |      | NAbb400 | FantasticFleet    | 2 | 2.18 | w(Evs)   | 2-5  | 9/2   | 0.00 | 27.25 | -13.43 | -49%  | 155.72 | -30.27 | -19% |
| 111 | 11/4 | Chel155 | MaremmaGale       | 2 | 2.18 | w(Evs)   | 4-9  | 11/2  | 0.00 | 29.43 | -15.61 | -53%  | 157.90 | -32.45 | -21% |
| 112 |      | Chel230 | Boro Eight        | 1 | 1.09 | w(11/10) | 3-4  | 7/4   | 0.00 | 30.52 | -16.70 | -55%  | 158.99 | -33.54 | -21% |
|     |      | Chel450 | Chicodari         | 1 |      | w(15/8)  | 2-5  | 7/4   |      | 30.52 | -16.70 | -55%  | 158.99 | -33.54 | -21% |
| 113 | 13/4 | Asco235 | Direct Route      | 1 | 1.09 | w(5/4)   | 3-12 | 3/1   | 0.00 | 31.61 | -17.79 | -56%  | 160.08 | -34.63 | -22% |
| 114 |      | Asco310 | Seekin Cash       | 1 | 1.09 | w(6/5)   | 2-7  | 11/4  | 0.00 | 32.70 | -18.88 | -58%  | 161.17 | -35.72 | -22% |

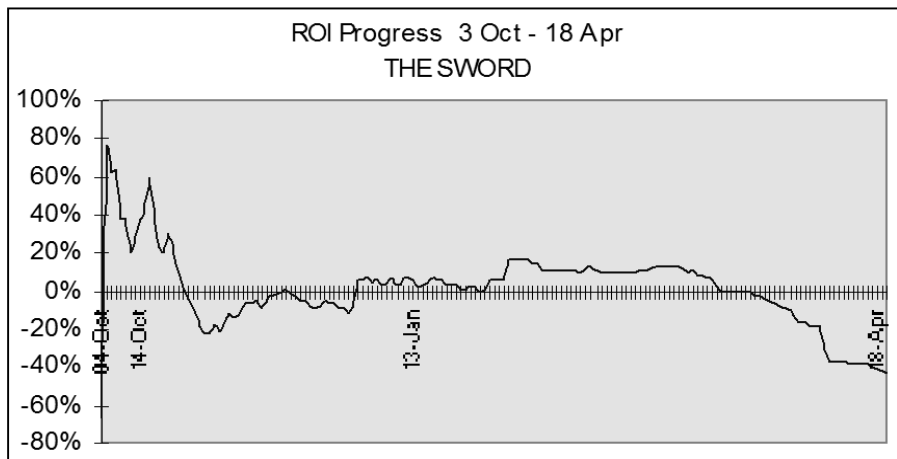
|     |      |         |                |   |      |          |      |       |      |       |        |      |        |        |      |
|-----|------|---------|----------------|---|------|----------|------|-------|------|-------|--------|------|--------|--------|------|
|     |      | Sedg315 | Knucklebuster  | 1 |      | w(6/4)   | F-12 | Evs   |      | 32.7  | -18.88 | -58% | 161.17 | -35.72 | -22% |
| 115 | 15/4 | Hexh210 | Whatdidyou say | 1 | 1.09 | w(11/10) | P-10 | 15/8  | 0.00 | 33.79 | -19.97 | -59% | 162.26 | -36.81 | -23% |
|     | 17/4 | Chel220 | Trying Again   | 1 |      | w(11/10) | 1-7  | Evs   |      | 33.79 | -19.97 | -59% | 162.26 | -36.81 | -23% |
| 116 | 19/4 | Ayr200  | LotteryTicket  | 2 | 2.18 | w(Evs)   | B-8  | 2/1   | 0.00 | 35.97 | -22.15 | -62% | 164.44 | -38.99 | -24% |
|     |      | Ayr335  | Savoy          | 2 |      | w(Evs)   | 2-4  | 1/2   |      | 35.97 | -22.15 | -62% | 164.44 | -38.99 | -24% |
|     | 20/4 | Ayr225  | NoPainNoGain   | 2 |      | w(Evs)   | 1-5  | 4/7   |      | 35.97 | -22.15 | -62% | 164.44 | -38.99 | -24% |
|     |      | Asco515 | Nemuro         | 2 |      | w(Evs)   | 1-6  | 10/11 |      | 35.97 | -22.15 | -62% | 164.44 | -38.99 | -24% |
|     | 22/4 | Hexh220 | HighlandWay    | 1 |      | w(7/4)   | 1-10 | 10/11 |      | 35.97 | -22.15 | -62% | 164.44 | -38.99 | -24% |
| 117 | 24/4 | Pert510 | Porphyrous     | 1 | 1.09 | w(5/4)   | 3-6  | 10/3  | 0.00 | 37.06 | -23.24 | -63% | 165.53 | -40.08 | -24% |

### Genesis, 305 Kings Rd, Bradford. BD2 1NW Retail £55 (Smart £20)



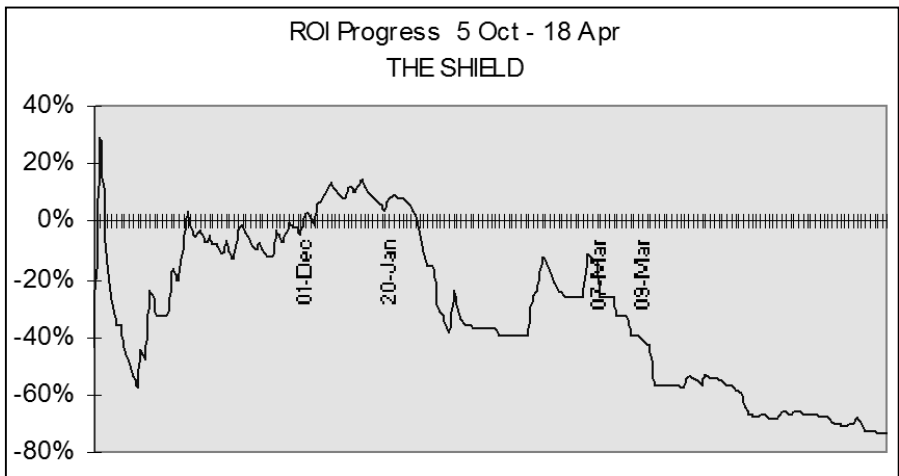
|                                  |   |   |    |      |     |      |
|----------------------------------|---|---|----|------|-----|------|
| NO SELECTIONS SINCE FEBRUARY 3rd | 0 | 0 | 0% | 94.6 | -28 | -30% |
|----------------------------------|---|---|----|------|-----|------|

### The Sword, Elswick Enterprises, 01253 698843 Retail £199.00



|     |      |         |               |    |      |          |       |      |       |        |         |       |         |         |      |
|-----|------|---------|---------------|----|------|----------|-------|------|-------|--------|---------|-------|---------|---------|------|
| 143 | 03/4 | Asco305 | Inchcailloch  | 10 | 10.9 | w        | 4-6   | 11/4 | 0.00  | 10.90  | -10.90  | -100% | 635.43  | -26.84  | -4%  |
| 144 |      | Asco335 | Star Rage     | 10 | 10.9 | w        | 6-9   | 9/4  | 0.00  | 21.80  | -21.80  | -100% | 646.33  | -37.74  | -6%  |
| 145 |      |         |               | 3  | 3.27 | w dbl    |       |      | 0.00  | 25.07  | -25.07  | -100% | 649.60  | -41.01  | -6%  |
| 146 | 08/4 | Chep230 | Clifton Beat  | 10 | 10.9 | w        | 4-7   | 6/4  | 0.00  | 35.97  | -35.97  | -100% | 660.50  | -51.91  | -8%  |
| 147 |      | Chep300 | Mr Flanagan   | 10 | 10.9 | w        | 3-6   | 9/4  | 0.00  | 46.87  | -46.87  | -100% | 671.40  | -62.81  | -9%  |
| 148 |      | Weth345 | Easby Joker   | 10 | 10.9 | w        | 6-7   | 4/1  | 0.00  | 57.77  | -57.77  | -100% | 682.30  | -73.71  | -11% |
| 151 |      |         |               | 10 | 32.7 | 3 x dbls |       |      | 0.00  | 90.47  | -90.47  | -100% | 715.00  | -106.41 | -15% |
| 152 |      |         |               | 10 | 10.9 | w treble |       |      | 0.00  | 101.37 | -101.37 | -100% | 725.90  | -117.31 | -16% |
|     |      | Weth345 | Easby Joker   |    |      |          | 6     |      |       | 101.37 | -101.37 | -100% | 725.90  | -117.31 | -16% |
| 159 |      |         | Toogoodobetru | 3  | 21   | Fcast    | 1     |      | 0.00  | 122.37 | -122.37 | -100% | 746.90  | -138.31 | -19% |
|     |      | Chep230 | Clifton Beat  |    |      | Patent   | 4     |      |       | 122.37 | -122.37 | -100% | 746.90  | -138.31 | -19% |
|     |      |         | DebutanteDays |    |      |          | P     |      |       | 122.37 | -122.37 | -100% | 746.90  | -138.31 | -19% |
| 171 |      | Chep300 | MrFlanagan    | 10 | 131  | 12 dbls  | 3     |      | 0.00  | 253.17 | -253.17 | -100% | 877.70  | -269.11 | -31% |
| 179 |      |         | Straight Talk | 10 | 87.2 | 8 trbls  | 4     |      | 0.00  | 340.37 | -340.37 | -100% | 964.90  | -356.31 | -37% |
| 180 | 09/4 | Utto340 | Dreams End    | 10 | 10.9 | w        | 3-7   | 9/4  | 0.00  | 351.27 | -351.27 | -100% | 975.80  | -367.21 | -38% |
| 181 |      | Weth320 | Erzadjan      | 10 | 10.9 | w        | 1-5   | 8/15 | 15.33 | 362.17 | -346.84 | -96%  | 986.70  | -362.77 | -37% |
| 182 |      |         |               | 10 | 10.9 | double   |       |      | 0.00  | 373.07 | -357.74 | -96%  | 997.60  | -373.67 | -37% |
| 183 |      | Utto340 | Dreams End    | 5  | 5    | Fcast    | 3     |      | 0.00  | 378.07 | -362.74 | -96%  | 1002.60 | -378.67 | -38% |
|     |      |         | Bures         |    |      |          | 2     |      |       | 378.07 | -362.74 | -96%  | 1002.60 | -378.67 | -38% |
| 184 |      | Weth320 | Erzadjin      | 5  | 5    | Fcast    | 1     |      | 0.00  | 383.07 | -367.74 | -96%  | 1007.60 | -383.67 | -38% |
|     |      |         | White Willow  |    |      |          | 3     |      |       | 383.07 | -367.74 | -96%  | 1007.60 | -383.67 | -38% |
| 185 |      |         |               | 5  | 5    | FC dbl   |       |      | 0.00  | 388.07 | -372.74 | -96%  | 1012.60 | -388.67 | -38% |
| 186 | 17/4 | Newm310 | Restructure   | 10 | 21.8 | ew       | 5-9   | 7/1  | 0.00  | 409.87 | -394.54 | -96%  | 1034.40 | -410.47 | -40% |
| 187 | 18/4 | Newm235 | Galapino      | 10 | 21.8 | ew       | 10-10 | 16/1 | 0.00  | 431.67 | -416.34 | -96%  | 1056.20 | -432.27 | -41% |
| 188 |      | Newm305 | Weetaminate   | 10 | 21.8 | ew       | 4-11  | 33/1 | 0.00  | 453.47 | -438.14 | -97%  | 1078.00 | -454.07 | -42% |
| 189 |      |         |               | 10 | 21.8 | ew dbl   |       |      | 0.00  | 475.27 | -459.94 | -97%  | 1099.80 | -475.87 | -43% |

**The Shield(NH&Flat), Elswick Ent., 01253 698843    Retail £299.00**



|     |      |         |               |    |      |    |     |     |       |       |        |      |        |         |      |
|-----|------|---------|---------------|----|------|----|-----|-----|-------|-------|--------|------|--------|---------|------|
| 199 | 08/4 | Weth345 | Toogoodobetru | 10 | 10.9 | w  | 1-7 | 2/1 | 30.00 | 10.90 | 19.10  | 175% | 543.35 | -288.77 | -53% |
| 200 |      | Chep300 | Straight Talk | 10 | 10.9 | w  | 4-6 | 9/4 | 0.00  | 21.80 | 8.20   | 38%  | 554.25 | -299.67 | -54% |
| 201 |      | Chep400 | Nickle Joe    | 10 | 10.9 | w  | 6-9 | 4/1 | 0.00  | 32.70 | -2.70  | -8%  | 565.15 | -310.57 | -55% |
| 202 |      | Chep400 | Nickle Joe    | 10 | 21.8 | ew | 6-9 | 4/1 | 0.00  | 54.50 | -24.50 | -45% | 586.95 | -332.37 | -57% |

|     |      |         |                 |    |      |          |      |       |        |         |         |         |         |          |         |      |
|-----|------|---------|-----------------|----|------|----------|------|-------|--------|---------|---------|---------|---------|----------|---------|------|
| 203 |      | Chep430 | LeadVocalist    | 10 | 10.9 | w        | 1-4  | 15/8  | 28.75  | 65.40   | -6.65   | -10%    | 597.85  | -314.52  | -53%    |      |
| 205 |      | Weth345 | Toogoodtobetru  | 10 | 20   | RF       | 1    |       | 0.00   | 85.40   | -26.65  | -31%    | 617.85  | -334.52  | -54%    |      |
|     |      |         | Easby Joker     |    |      |          | 6    |       |        | 85.40   | -26.65  | -31%    | 617.85  | -334.52  | -54%    |      |
| 207 |      | Chep300 | Straight Talk   | 10 | 20   | RF       | 4    |       | 0.00   | 105.40  | -46.65  | -44%    | 637.85  | -354.52  | -56%    |      |
|     |      |         | Mr Flanagan     |    |      |          | 3    |       |        | 105.40  | -46.65  | -44%    | 637.85  | -354.52  | -56%    |      |
| 209 |      | Chep400 | Nickle Joe      | 10 | 20   | RF       | 6    |       | 0.00   | 125.40  | -66.65  | -53%    | 657.85  | -374.52  | -57%    |      |
|     |      |         | BeauBabillard   |    |      |          | 2    |       |        | 125.40  | -66.65  | -53%    | 657.85  | -374.52  | -57%    |      |
| 211 |      | Chep430 | LeadVocalist    | 10 | 20   | RF       | 1    |       | 0.00   | 145.40  | -86.65  | -60%    | 677.85  | -394.52  | -58%    |      |
|     |      |         | Bayaryka        |    |      |          | 3    |       |        | 145.40  | -86.65  | -60%    | 677.85  | -394.52  | -58%    |      |
| 235 |      |         |                 | 10 | 262  | 24 dbls  |      |       |        | 86.25   | 407.00  | -262.00 | -64%    | 939.45   | -569.87 | -61% |
| 251 |      |         |                 | 10 | 174  | 16accum  |      |       |        | 0.00    | 581.40  | -436.40 | -75%    | 1113.85  | -744.27 | -67% |
| 252 | 09/4 | Utto340 | Dreams End      | 10 | 10.9 | w        | 3-7  | 9/4   | 0.00   | 592.30  | -447.30 | -76%    | 1124.75 | -755.17  | -67%    |      |
| 253 |      | Utto410 | Elfast          | 10 | 10.9 | w        | 2-5  | 7/2   | 0.00   | 603.20  | -458.20 | -76%    | 1135.65 | -766.07  | -67%    |      |
| 254 |      | Weth320 | Erzadjan        | 10 | 10.9 | w        | 1-5  | 8/15  | 15.33  | 614.10  | -453.77 | -74%    | 1146.55 | -761.64  | -66%    |      |
|     |      | Utto340 | Dreams End      |    |      |          | 3    |       |        | 614.10  | -453.77 | -74%    | 1146.55 | -761.64  | -66%    |      |
| 261 |      |         | HolyWanderer    | 10 | 70   | Fcast    | 1    |       | 0.00   | 684.10  | -523.77 | -77%    | 1216.55 | -831.64  | -68%    |      |
|     |      | Utto410 | Elfast          |    |      | Patent   | 2    |       |        | 684.10  | -523.77 | -77%    | 1216.55 | -831.64  | -68%    |      |
|     |      |         | James Pigg      |    |      |          | 5    |       |        | 684.10  | -523.77 | -77%    | 1216.55 | -831.64  | -68%    |      |
| 273 |      | Weth320 | Erzadjan        | 10 | 131  | 12 dbls  | 1    |       | 69.00  | 814.90  | -585.57 | -72%    | 1347.35 | -893.44  | -66%    |      |
|     |      |         | White Willow    |    |      |          | 3    |       |        | 814.90  | -585.57 | -72%    | 1347.35 | -893.44  | -66%    |      |
| 274 | 10/4 | Exet320 | Major Bugler    | 10 | 21.8 | ew       | 6-8  | 7/1   | 0.00   | 836.70  | -607.37 | -73%    | 1369.15 | -915.24  | -67%    |      |
| 275 |      | Exet420 | SevenofDiamonds | 10 | 21.8 | ew       | 3-8  | 11/2  | 21.00  | 858.50  | -608.17 | -71%    | 1390.95 | -916.04  | -66%    |      |
|     |      | Exet320 | Major Bugler    |    |      |          | 6    |       |        | 858.50  | -608.17 | -71%    | 1390.95 | -916.04  | -66%    |      |
| 279 |      |         | Ground Nut      | 10 | 43.6 | 4 cross  | 1    |       | 0.00   | 902.10  | -651.77 | -72%    | 1434.55 | -959.64  | -67%    |      |
|     |      | Exet420 | SevenofDiamonds |    |      | doubles  | 3    |       |        | 902.10  | -651.77 | -72%    | 1434.55 | -959.64  | -67%    |      |
|     |      |         | Jailbreaker     |    |      |          | 4    |       |        | 902.10  | -651.77 | -72%    | 1434.55 | -959.64  | -67%    |      |
| 280 | 13/4 | Sedg145 | Slaught Son     | 10 | 10.9 | w        | F-8  | 11/10 | 0.00   | 913.00  | -662.67 | -73%    | 1445.45 | -970.54  | -67%    |      |
| 281 |      | Sedg245 | Stay Awake      | 10 | 10.9 | w        | 6-8  | 7/2   | 0.00   | 923.90  | -673.57 | -73%    | 1456.35 | -981.44  | -67%    |      |
| 282 |      |         |                 | 10 | 10.9 | double   |      |       | 0.00   | 934.80  | -684.47 | -73%    | 1467.25 | -992.34  | -68%    |      |
|     |      | Sedg145 | Slaught Son     |    |      |          | F    |       |        | 934.80  | -684.47 | -73%    | 1467.25 | -992.34  | -68%    |      |
| 288 |      |         | ClassicCrest    | 10 | 60   | 6 x FC   | 2    |       | 0.00   | 994.80  | -744.47 | -75%    | 1527.25 | -1052.34 | -69%    |      |
| 294 |      |         | GermanLegend    | 10 | 60   | 6xTcast  | 3    |       | 0.00   | 1054.80 | -804.47 | -76%    | 1587.25 | -1112.34 | -70%    |      |
|     |      | Sedg245 | Stay Awake      |    |      |          | 6    |       |        | 1054.80 | -804.47 | -76%    | 1587.25 | -1112.34 | -70%    |      |
| 306 |      |         | Glenugie        | 10 | 120  | 12 x FC  | 1    |       | 151.60 | 1174.80 | -772.87 | -66%    | 1707.25 | -1080.74 | -63%    |      |
| 330 |      |         | LittleBromley   | 10 | 240  | 24xTcast | 2    |       | 987.50 | 1414.80 | -25.37  | -2%     | 1947.25 | -333.24  | -17%    |      |
|     |      |         | Val de Rama     |    |      |          | 3    |       |        | 1414.80 | -25.37  | -2%     | 1947.25 | -333.24  | -17%    |      |
| 331 | 15/4 | Hexh310 | Eriny           | 10 | 10.9 | w        | 1-8  | 10/3  | 43.33  | 1425.70 | 7.07    | 0%      | 1958.15 | -300.80  | -15%    |      |
| 343 |      |         | Casual Pass     | 10 | 120  | 12 x FC  | 7    |       | 0.00   | 1545.70 | -112.93 | -7%     | 2078.15 | -420.80  | -20%    |      |
| 367 |      |         | Flintlock       | 10 | 240  | 24xTcast | 4    |       | 0.00   | 1785.70 | -352.93 | -20%    | 2318.15 | -660.80  | -29%    |      |
|     |      |         | SilverSleeve    |    |      |          | 5    |       |        | 1785.70 | -352.93 | -20%    | 2318.15 | -660.80  | -29%    |      |
| 368 |      | Muss230 | Panama Jive     | 10 | 10.9 | w        | 4-5  | 5/1   | 0.00   | 1796.60 | -363.83 | -20%    | 2329.05 | -671.70  | -29%    |      |
| 369 | 18/4 | Ripo400 | BurntOffering   | 10 | 10.9 | w        | 3-7  | 9/1   | 0.00   | 1807.50 | -374.73 | -21%    | 2339.95 | -682.60  | -29%    |      |
| 370 |      | Ayr455  | Tronchetto      | 10 | 21.8 | ew       | P-11 | 20/1  | 0.00   | 1829.30 | -396.53 | -22%    | 2361.75 | -704.40  | -30%    |      |
| 371 |      |         | BurntOffering   | 10 | 10.9 | w/ATC    | 3-7  | 9/1   | 0.00   | 1840.20 | -407.43 | -22%    | 2372.65 | -715.30  | -30%    |      |

**All figures include off-course betting tax paid on. 10% prior to March 1st 1996, 9% thereafter.**

**Where odds are given in brackets these are Value specific and indicate the minimum SP odds required, or no bet.**

**SMART COMPUTER CHALLENGE 2**

**FINAL RESULTS & AWARD WINNERS**

|                        |                    |             |
|------------------------|--------------------|-------------|
| <b>Outright Winner</b> | <b>SPEEDMASTER</b> | <b>+73%</b> |
| <b>Runner-Up</b>       | <b>RACE SAGE</b>   | <b>+2%</b>  |

**No other competitors showed an after-tax profit over the period**

Two others are being monitored along side the ten above but are not part of the competition. *HoofV5* puts the output from a computer program on Internet

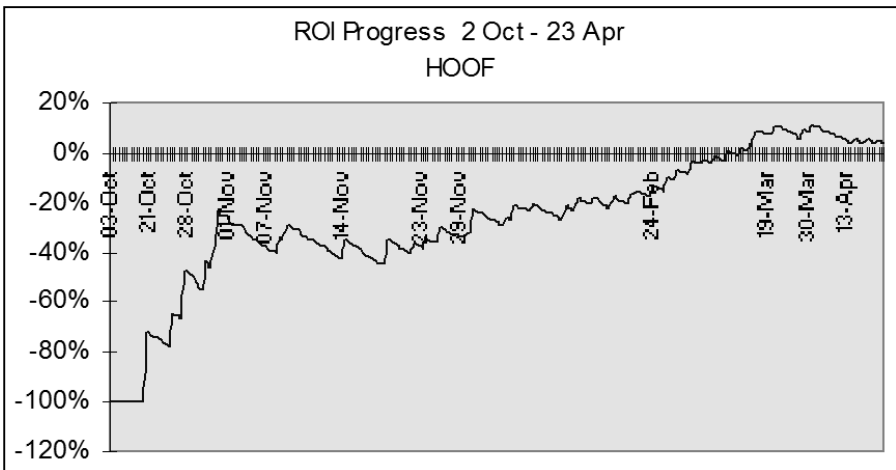
<http://www.cityscape.co.uk/users/gx34/hfintro.html>

**HOOF v5**

**This month**

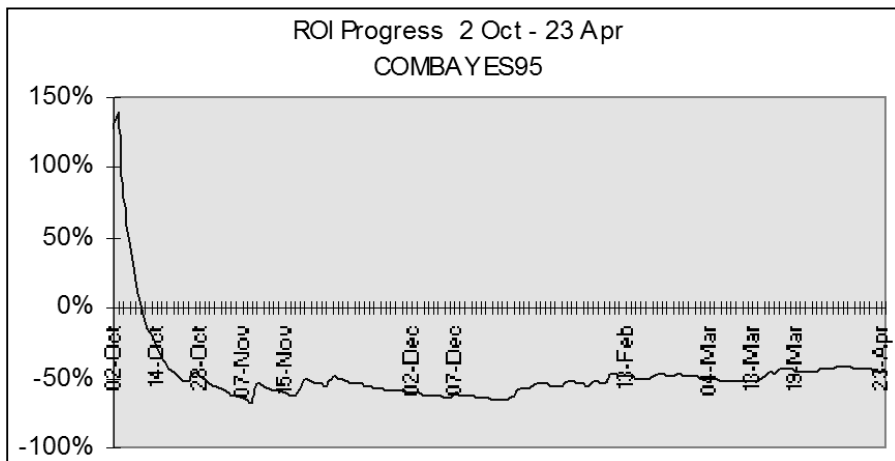
**Overall**

| stakes | balance | ROI  | stakes | balance | ROI |
|--------|---------|------|--------|---------|-----|
| 40.33  | -4.83   | -12% | 296.16 | 10.34   | 3%  |



As with the main competition, all stakes are tax paid and the percentage return on investment reflects this.

Chris Whitehorn has followed the competition using the Combayes95 program, the results are printed here. Not having published the Combayes figures since February the following table brings the listing up to date.



| Bet no. | meeting date | selection | BET DETAILS        |      |      |               |      |        | THIS MONTH    |                  | ALL COMPETITION |                  |        |        |      |
|---------|--------------|-----------|--------------------|------|------|---------------|------|--------|---------------|------------------|-----------------|------------------|--------|--------|------|
|         |              |           | stk                | +tax | bet  | plcd-<br>mhrs | SP   | return | accu<br>stake | balance<br>%prof | accu<br>stake   | balance<br>%prof |        |        |      |
| 95      | 23/2         | Hayd330   | TheGreyMonk        | 1    | 1.1  | w(1/6)        | 1-4  | 2/7    | 1.29          | 1.10             | 0.19            | 17%              | 104.50 | -50.04 | -48% |
| 96      |              | Edin245   | Rapid Mover        | 1    | 1.1  | w(13/4)       | U-5  | 3/1    | 0.00          | 2.20             | -0.91           | -42%             | 105.60 | -51.14 | -48% |
| 97      |              | Kemp155   | Master Tribe       | 1    | 1.1  | w(2/1)        | 7-8  | 5/2    | 0.00          | 3.30             | -2.01           | -61%             | 106.70 | -52.24 | -49% |
| 98      |              | Kemp155   | Mole Board         | 1    | 1.1  | w(3/1)        | 2-6  | 7/2    | 0.00          | 4.40             | -3.11           | -71%             | 107.80 | -53.34 | -49% |
| 99      |              | Donc450   | Charterforhardware | 1    | 1.1  | w(7/2)        | 4-8  | 9/2    | 0.00          | 5.50             | -4.21           | -77%             | 108.90 | -54.44 | -50% |
| 100     | 27/2         | Leic240   | Issyin             | 1    | 1.1  | w(10/3)       | 5-8  | 6/1    | 0.00          | 6.60             | -5.31           | -81%             | 110.00 | -55.54 | -50% |
| 101     | 04/3         | Wind325   | Keano              | 1    | 1.09 | w(13/4)       | 2-11 | 4/1    | 0             | 7.69             | -6.40           | -83%             | 111.09 | -56.63 | -51% |
| 102     | 06/3         | Ling420   | MinstersMadem      | 1    | 1.09 | w(6/5)        | 3-5  | 2/1    | 0.00          | 8.78             | -7.49           | -85%             | 112.18 | -57.72 | -51% |
| 103     | 07/3         | Towc320   | Manolete           | 1    | 1.09 | w(20/21)      | 2-7  | 2/1    | 0.00          | 9.87             | -8.58           | -87%             | 113.27 | -58.81 | -52% |
| 104     |              | Towc420   | Steeple Jack       | 1    | 1.09 | w(3/1)        | 2-9  | 3/1    | 0.00          | 10.96            | -9.67           | -88%             | 114.36 | -59.90 | -52% |
| 105     |              | Carl330   | TheGreyMonk        | 1    | 1.09 | w(1/6)        | 1-5  | 2/11   | 1.18          | 12.05            | -9.58           | -80%             | 115.45 | -59.81 | -52% |
| 106     |              | Carl430   | Mils Mij           | 1    | 1.09 | w(3/1)        | P-8  | 4/1    | 0.00          | 13.14            | -10.67          | -81%             | 116.54 | -60.90 | -52% |
| 107     | 08/3         | Sand340   | Native Field       | 1    | 1.09 | w(9/4)        | 8-8  | 11/4   | 0.00          | 14.23            | -11.76          | -83%             | 117.63 | -61.99 | -53% |
| 108     | 12/3         | Wind425   | Andre Laval        | 1    | 1.09 | w(4/11)       | 1-9  | 4/5    | 1.80          | 15.32            | -11.05          | -72%             | 118.72 | -61.28 | -52% |
| 109     | 13/3         | Chel250   | StrongPlatinum     | 1    | 1.09 | w(1/5)        | 5-7  | 5/1    | 0.00          | 16.41            | -12.14          | -74%             | 119.81 | -62.37 | -52% |
| 110     |              | Chel250   | Sound Man          | 1    | 1.09 | w(6/5)        | 3-7  | 11/8   | 0.00          | 17.50            | -13.23          | -76%             | 120.90 | -63.46 | -52% |
| 111     | 16/3         | Here255   | Dr Rocket          | 1    | 1.09 | w(10/3)       | 1-6  | 9/2    | 5.50          | 18.59            | -8.82           | -47%             | 121.99 | -59.05 | -48% |
| 112     |              | Ling330   | Tickertys Gift     | 1    | 1.09 | w(20/21)      | 1-6  | 9/4    | 3.25          | 19.68            | -6.66           | -34%             | 123.08 | -56.89 | -46% |
| 113     |              | Ling330   | Keentothelast      | 1    | 1.09 | w(7/4)        | 3-6  | 5/2    | 0.00          | 20.77            | -7.75           | -37%             | 124.17 | -57.98 | -47% |
| 114     |              | Newc355   | Richardson         | 1    | 1.09 | w(3/1)        | 1-6  | 7/2    | 4.50          | 21.86            | -4.34           | -20%             | 125.26 | -54.57 | -44% |
| 115     | 18/3         | Newc250   | Issyin             | 1    | 1.09 | w(10/3)       | 3-6  | 5/1    | 0.00          | 22.95            | -5.43           | -24%             | 126.35 | -55.66 | -44% |
| 116     |              | Newc320   | Slaught Son        | 1    | 1.09 | w(6/5)        | 3-9  | 5/2    | 0.00          | 24.04            | -6.52           | -27%             | 127.44 | -56.75 | -45% |
| 117     | 19/3         | Ayr310    | Just Frankie       | 1    | 1.09 | w(7/2)        | 4-5  | 3/1    | 0.00          | 25.13            | -7.61           | -30%             | 128.53 | -57.84 | -45% |
| 118     | 22/3         | Newb435   | Hamilton Silk      | 1    | 1.09 | w(4/7)        | 2-6  | 9/4    | 0.00          | 26.22            | -8.70           | -33%             | 129.62 | -58.93 | -45% |
| 119     | 23/3         | Bang310   | The Toaster        | 1    | 1.09 | w(6/4)        | 3-3  | 2/1    | 0.00          | 27.31            | -9.79           | -36%             | 130.71 | -60.02 | -46% |
| 120     |              | Bang345   | Parsons Boy        | 1    | 1.09 | w(8/15)       | 1-5  | 4/11   | 1.36          | 28.40            | -9.52           | -34%             | 131.80 | -59.75 | -45% |
| 121     | 25/3         | Font410   | Melnik             | 1    | 1.09 | w(15/8)       | 2-6  | 11/4   | 0.00          | 29.49            | -10.61          | -36%             | 132.89 | -60.84 | -46% |

|     |      |         |                 |   |      |          |      |       |      |       |        |      |        |        |      |
|-----|------|---------|-----------------|---|------|----------|------|-------|------|-------|--------|------|--------|--------|------|
| 122 | 29/3 | Aint235 | VikingFlagship  | 1 | 1.09 | w(1/5)   | 1-4  | 5/2   | 3.50 | 30.58 | -8.20  | -27% | 133.98 | -58.43 | -44% |
| 123 |      | Aint235 | Sound Man       | 1 | 1.09 | w(15/8)  | 2-4  | 6/4   | 0.00 | 31.67 | -9.29  | -29% | 135.07 | -59.52 | -44% |
| 124 | 30/3 | Aint135 | Clay County     | 1 | 1.09 | w(85/40) | 9-10 | 5/1   | 0.00 | 32.76 | -10.38 | -32% | 136.16 | -60.61 | -45% |
| 125 |      | Aint210 | Urubande        | 1 | 1.09 | w(6/5)   | 1-8  | 10/3  | 4.33 | 33.85 | -7.14  | -21% | 137.25 | -57.36 | -42% |
| 126 | 06/4 | Towc250 | Bishops Island  | 1 | 1.09 | w(13/4)  | 2-5  | 4/1   | 0.00 | 34.94 | -8.23  | -24% | 138.34 | -58.45 | -42% |
| 127 | 10/4 | Exet320 | Lemons Mill     | 1 | 1.09 | w(4/1)   | 4-8  | 11/2  | 0.00 | 36.03 | -9.32  | -26% | 139.43 | -59.54 | -43% |
| 128 | 11/4 | Chel305 | Travado         | 1 | 1.09 | w(9/4)   | 3-3  | 11/4  | 0.00 | 37.12 | -10.41 | -28% | 140.52 | -60.63 | -43% |
| 129 | 13/4 | Asco310 | Avro Anson      | 1 | 1.09 | w(2/1)   | 5-7  | 6/1   | 0.00 | 38.21 | -11.50 | -30% | 141.61 | -61.72 | -44% |
| 130 | 19/4 | Ayr200  | Baronet         | 1 | 1.09 | w(6/5)   | F-8  | 2/1   | 0.00 | 39.30 | -12.59 | -32% | 142.70 | -62.81 | -44% |
| 131 | 20/4 | Ayr255  | ChallengerduLuc | 1 | 1.09 | w(1/5)   | 2-5  | 7/4   | 0.00 | 40.39 | -13.68 | -34% | 143.79 | -63.90 | -44% |
| 132 |      | Ayr325  | Hotel Minella   | 1 | 1.09 | w(5/2)   | 8-9  | 6/1   | 0.00 | 41.48 | -14.77 | -36% | 144.88 | -64.99 | -45% |
| 133 | 23/4 | Chep340 | Major Bugler    | 1 | 1.09 | w(5/2)   | 2-5  | 7/2   | 0.00 | 42.57 | -15.86 | -37% | 145.97 | -66.08 | -45% |
| 134 | 24/4 | Pert340 | Parsons Boy     | 1 | 1.09 | w(4/9)   | 3-6  | 10/11 | 0.00 | 43.66 | -16.95 | -39% | 147.06 | -67.17 | -46% |

Combayes is another *value* specific program, the required price is shown in brackets. Only these *value bets* have been used in our listing.

Chris strictly adhered to the program rules to operate the program, they were;

- ◆ 3 to 10 runners, inclusive
- ◆ No novice hcac chases or hurdles
- ◆ No sellers
- ◆ No claimers
- ◆ No amateurs
- ◆ No hunter chases
- ◆ No conditionals
- ◆ No ladies
- ◆ No juvenile hurdles
- ◆ No maidens.

I trust Chris has operated the program fairly, but it cannot be used in our competition because the selections are not proofed in advance. However, it should prove useful for comparison purposes.

## FUTURE REPORTING & SMART PROOFING SERVICES (starts May 1st 1996)

The computer challenge just ended will be the last one in its present form. In order to continue giving members the service they can rely upon it will be replaced by an on-going proofing service open to

*all sources of information available to the betting public.*

Any outfit, computer, traditional advisory services, systems or whatever offering betting advices to the public whether it be horses, dogs, sports or other betting mediums are invited to proof their selections to us.



What is being offered amounts to free exposure to a service who are brave enough to submit their selections to public scrutiny. And how can any honest information provider refuse such an offer? Free publicity and the chance for prospective subscribers to see an unbiased, independent proof of the profits claimed.

***PROOFING RULES:***

- The SMART proofing service is open to any service whose selections are available to the general public.
- All bets to be proofed in advance of the event to SMART, by telephone or fax (01623 812400)
- Single bets only. Win or e.w.
- Stakes variable from 1 to 10 points win or 1 to 10 points e.w.
- Ante post prices acceptable ★
- Early odds acceptable ★  
★ (Ante post or early odds must be available from at least 2 bookmaking firms and printed in the Racing Post. At least one of the quotes must be available from one of the Big 3 bookmakers - Ladbroke, Coral or Hills)
- All other bets will be settled at officially returned Starting Prices.
- Amendments to bets/stakes will only be accepted prior to the event.
- SMART reserves the right to amend these proofing rules from time to time as circumstances dictate. All parties will be notified in writing prior to any such changes.

All proofed selections will be published and updated monthly in the *SMART* members magazine.

***SMART MEMBERS PERSONAL EXPERIENCES***

Running parallel to the above proofing service we are encouraging you, our members to send in detailed accounts of your own experiences with information suppliers, computer programs or commercial systems for publication.

This information need not be proofed, we will take it on trust that all such submissions are legal, decent and honest - and for the benefit of other members. This is obviously a dangerous path to tread, so it will be monitored closely in the early stages and appropriate warnings given.

Should dishonesty be encountered, *SMART* will do all in its power to fully expose the perpetrators of any such attempt as widely as possible.

## Received by fax at the *SMART* office in April

Without Prejudice

Special Notice to Smart Sig Members.

The Sword program and the Shield Programs will be withdrawn from sale at the end of the Smart Sig competition. We were very unhappy with the lottery style of bets that became the norm after one program landed a multibet early on. we believed that although multibets were allowed in the competition, overall awards would be settled at good old level stakes. Once we became aware that this was not the case we seriously thought of pulling out of the competition. After a while, we like some others decided to rely on luck rather than serious application. It would be nigh on impossible to win otherwise. I might point out that the program that has been successful with the multis, is we believe, used with reference to the computer form book. This is recommended by the programmer.

At level stakes, used according to instructions, we believe that we could have won this years, next years and the year after that competition with either the Sword or the Shield, just as we won last years competition at level stakes!

We have new programs coming out but they will be very exclusive. We will not be passing selections on to Smart for proofing because of the fear of piracy. it is clear from reading Smart that some members at least see nothing wrong in the offence, also the Intelligence network could in my opinion be nothing more than a program and system swapping group. Therefore it is believed not to be in our best interests to publish our results through Smart Sig.

Allan Knight

### **SMART footnote:**

*SMART has always made it clear that it in no way sanctions or encourages the piracy of computer software, systems or tips. That will remain the case. Although a computer group was discussed many months ago, it was never actually formed. The candidates who put their name forward for inclusion in the group were of such differing abilities and all wanting something different from their involvement it was decided there would be no overall benefit in proceeding. The individuals concerned were never introduced.*



***A fair few email responses to last months view expressed by Richard Hudson (page 52) with reference to the current Computer Challenge. Re-printed here for the unconnected.***

## **COMPUTER CHALLENGE ANALYSIS**

### ***From Alan Davis;***

What an excellent piece by Richard Hudson on the Computer Challenge. I agree that the challenge is in some cases a measure of the proprietor but not all. RaceSage selections will be the same for all users.

Speedmaster rates every race and gives no betting advice. The March results for Speedmaster show a profit of 50% largely due to a Placepot on the 2nd day of Cheltenham. This was repeated on the 3rd day without success. What made John Hooton try a Placepot on the second day? Dare I say it - LUCK! In the newsletter of the Betting Manager Users Club John states some users made £1000's at Cheltenham, some a small profit and others lost!

### ***My Reply;***

*With regard to John Hooton's luck. I must admit I viewed his first Tricast success as just that. But since then, he has given that Cheltenham Placepot and the Grand National Tricast. (the National Tricast by the way, the 5 horses were supplied to perm were given in ratings order, it was in fact the top 3 that were the successful ones). I for one begin to give the program (or John's strategy) a little more credibility. One big bet could be luck, two extremely good luck, but three ???*

*In any case it has put him head and shoulders above the opposition.*

### ***From Peter Cartwright;***

I tend to go along with Alan. John Hooton has had a fair amount of luck.

The Placepot requires a special approach. One is looking not so much for winners, but for vulnerable favourites. So his decision to go with the

Placepot was his and not the program's. Unless we are to assume that this program looks at all races on the card and then instructs the user on the best strategy for the day. Or perhaps it has an option which switches it into 'Placepot Mode'.

Prior to December all the contestants were betting fairly conservatively. Then Speedmaster tried three Tricasts and hit with one. This put it in the pound seats. January was a quiet month, but it managed to find 4 winners in a Lucky 15 as well as 3 decent priced single bets.

In February The Sword and Solidus realised they could never catch up by placing single bets, so we see a complete change in both their strategies. CSF Patents, Tricasts, EW Accumulators were the order of the day.

In March Speedmaster got lucky again (I would love to know how a computer knew what was going to be the favourite in the 4th race on 13th, because one of its selections was the unnamed favourite). I say 'got lucky' because out of the unpermed selections for the month it picked only 4 winners from 27 (Less than 15%). The percentage hit rate for the whole period was rather good. It is difficult to calculate an accurate figure because there are some bets like Dual Forecasts which do not show which horse was selected as the winner, but I make it about 26% on the rest.

The Computer Challenge is great fun and very informative. Much more informative than, say, Robin Lloyd's column in Odds On. But the profit and loss figures tell us more about the skill of the proprietors than the value of the programs.

There are those that maintain that all systems should be assessed against Level Stakes, but most programs have built-in staking policies based on things like confidence or starting price and if those policies were ignored the results may not do the program justice. But I do think that the rules could be changed to allow the proprietor less leeway by concentrating on Win and EW bets.

### ***My Reply;***

#### ***Un-named Favourite***

***Sorry for any confusion. The un-named favourite in Speedmaster's listings was the replacement for a non-runner in his original selections. The format of the***

*listings I use give me little leeway for embedded explanations, so because the rules in Placepots say NR = 1st fav, I wrote favourite.*

### **Rule Changes**

*S'funny. the rules were changed from single bets only that were allowed in the original competition - Jan to June last year. It was changed because some of the programs that refused to compete used the argument that their product was particularly good at multiple bets, sometimes just occasionally, and they felt their product would not be seen in its best light with single bets only.*

*I suppose it is fair to say that some products aim for different areas of betting, and that freedom should be allowed.*

*All the competitors from competition one were informed of the changes to the rules, and finer points were discussed with many of them. In the final analysis, none who refused last time because of the lack of freedom came forth under the new rules, and one who is competing this time has contacted me now to say since the rules have now changed he will not be competing further.*

*My mistake perhaps is in even attempting to compare what are in essence different products, or at least similar products with different roles. Or is a mistake made by an observer in interpreting the results, or by some of the competitors in trying to keep up with what is being viewed as 'lucky' hits?*

*I have been fascinated by some of the tactics used, some of which appear to defy rational explanation, other than trying to catch the leader. That may be a rational explanation, but is it rational betting - especially when in full public view?*

### **From Tony Drapkin;**

I would like to join issue on the matter of the Computer Challenge, not least because I have been proofing selections from my HOOF program since October. My proofing policy has always been completely transparent and independent of my personal opinions, namely:

1. Single win bets except in one or two exceptional cases when EW was recommended.
2. Level stakes.
3. All selections found in the top-two rated.
4. All selections conditional on value odds being obtainable.

5. Best early price if available. (Early prices don't count under the terms of the competition. Even allowing for those cases where this restriction has saved losers, or gained extra points on winners through a better SP, it has cost me at least 20 points, of which 9 points were lost this week. Of course I knew that the restriction would operate when I entered the Challenge, but I was bold, or some would say rash enough to think that I could put up a good showing with one hand tied behind my back).
6. (Since the end of November) Grade 1/Grade 2 tracks only.

These clear, unambiguous rules are clearly stated as the preferred betting strategy on the web site where the HOOF ratings are located. They are there for all to see, as is a complete record of *all* races rated by HOOF this season (in effect, every handicap hurdle or chase excluding sellers that has been run since the beginning of September).

When I entered the competition, I thought it was a case of putting my theories about betting with HOOF to the acid test. I have enjoyed (and learned a lot from) the discipline imposed by the competition, and even when tempted to improve my figures by weeding out qualifying selections I didn't fancy, or increasing stakes on those that I did, I have refrained from doing so.

Now I find that I'm in a no-win situation because of adverse reaction from spectators to the tactical manoeuvres of other competitors.

Personally I don't care if other programs show massive profits on multiple bets and/or exotics. Good luck to them. The fact is that multiples won't turn a level stake losing system into a winner *in the long run*. I'm a purist in these matters and am quite happy to stick to level stakes, secure in the knowledge that if you've got a winning strategy at level stakes then judicious use of multiples *can* put the icing on the cake. But there has to be a cake there in the first place.

What worries me though is that I've gone through a pretty rigorous and demanding six and a half months, and played a straight bat all the way, only to find that it doesn't amount to much in the end because the value of the whole exercise is being called into question.

I think that the crucial issue of the criteria for next year's Challenge has got to be vigorously debated over the summer, and am posting this message in the hope that it will start the ball rolling.

***From Kevin Berry;***

Regarding the article and subsequent comments about the current computer challenge... I think it's quite fair to say that currently the system vendors are placing any bets they see fit and it only takes one or two chancy successes to distort the results.

I hope there will be another computer challenge, but maybe competitors should be allowed to bet win or each-way only. You could allow them to vary the stakes to some degree, and compute the competition results on the profit percentage made as now. That should provide enough flexibility for them to increase stakes for a confident system selection without having the chance to go for massive fluke wins with Tricasts, etc.

Maybe SMART members could run some programs which are not officially entered into the competition and post the selections, just like Chris Whitehorn has been doing for Combayes. I would volunteer to do one program (I've got a selection) if others were keen on the idea.

Just my 1.82c (betting tax deducted)

***From Andy Alexander;***

The current debate on the Computer Challenge certainly makes interesting reading and I think it brings home to us how wary we should all be of apparently attractive advertising.

I have little doubt that in future racing publications we will see the profit figures for Speedmaster thrust before us encouraging us to part with a large sum of money. One of the benefits of the Smart challenge is that Smarties will be in possession of the full facts as to how this profit was achieved. We will be able to make a value judgement on whether or not we see the impressive profit figures as a true reflection of the programs profit potential.

For what it is worth I personally would not buy the program based on the challenge results so far. I feel quite confident that if the rules had stated that the only acceptable bets were Placepots and Tricasts that Speedmaster would like all the other programs be showing a whopping loss.

The Sword program appears to be offering selections which fly in the face of the betting advice which comes with the program and I have little doubt that Allan

Knight has resorted to this in an attempt to land the big win and peg back Speedmaster.

It could well be the case that purchasers of computer racing programs, including myself, are looking for a program which does not exist. i.e. one that lets us enter the required information in races which are clearly defined and then gives us a selection while telling us exactly how much we should be staking.

I have found that the benefits can be a little more subtle. For example when using Pro Punter the entering of the information actually lets you view many aspects of every horse's form in the race while inputting.

If I had simply studied my Racing Post I may not have noticed that despite having good form credentials Horse A's trainer had run 35 horses in the last 14 days without sending out a winner.

This would set alarm bells ringing and I could investigate a little deeper. I remain convinced that the main benefit of the better programs is to point you in the right direction and then leave final decisions up to the user.

I personally find the computer challenge interesting and illuminating and with regard to Tony's questioning whether it is worth the effort from his point of view I certainly think it is, as I would pay much more attention to an analysis method that returned a modest level stake profit over a long period of time than one which returned a large profit while landing the odd Tricast.



### **SMART SIG MAGAZINE BACK COPIES**

**Our first issue (Vol.1, no.1) was in August 1994 and we have published every month since. Each issue has an identifying volume & issue number**

**January 1995 was Vol.2 no.1, and January 1996 was Vol.3 no.1.**

**A two-part index to the content of the back issues was printed in December 1995 (issue 2.12) and January 1996.(issue 3.1)**

**All are available at £3 each inc. p&p. Cheques etc made payable to S.PERRY. SMARTsig, PO Box 29 Mansfield. NG19 8UA**



***A viewpoint that reckons many favourites are overbet  
and that it can be well worthwhile opposing them.***

## **TRIM YOUR FAVOURITE BETS**

***Kevin Berry***

**E**veryone has heard the old adage:  
*“Don’t bet odds-on.”*

If your selection methods are anything like mine, or like any number of tipsters or systems, you may find you can improve your profitability by not striking bets at an even higher cut-off point, say 3/1.

I reached this conclusion after analysing my bets during a long profitable period and an equally long and devastating losing run. I found I made a good profit on selections at over 3/1, but made a substantial loss on bets under 3/1. As I (like most people, I suspect) had more on the low-priced ‘certainties’ than on the outsiders, it was a recipe for disaster.

I checked the results of several systems and tipsters and found a similar trend, but not as pronounced.

My summary follows

(adw = Average SP of Winners, mlr = Maximum Losing Run encountered; all returns include 10% tax).

| <b><i>Selections</i></b>                                     | <b><i>Results Overall</i></b>                             | <b><i>Results 3-1+ only</i></b>                          |
|--|---|--|
| Andrew Barr’s BOTD<br>Racing Post<br>07/11/95 - 20/03/96     | 98 races, 23 w (23%)<br>adw=4.38, mlr=17<br>Return: -7%   | 57 races, 11 w (19%)<br>adw=6.77, mlr=12<br>Return: +19% |
| Bet Better (NH)<br>£5000+, <=12 run<br>12/10/95 - 16/02/96   | 123 races, 35 w (28%)<br>adw=3.20, mlr=21<br>Return: -17% | 57 races, 11 w (19%)<br>adw=5.25, mlr=13<br>Return: -8%  |
| Bet Better (Flat)<br>£7500+, 6-12 run<br>20/06/95 - 29/09/95 | 163 races, 41 w (25%)<br>adw=3.70, mlr=14<br>Return: -16% | 95 races, 15 w (16%)<br>adw=6.00, mlr=22<br>Return: -14% |

|   |   |   |
|---|---|---|
| Combayes (Flat)<br>01/04/95 - 21/05/95<br>05/06/95 - 24/09/95 | 203 races, 84 w (41%)<br>adw=2.75, mlr=9<br>Return: +4%   | 70 races, 18 w (26%)<br>adw=5.60, mlr=12<br>Return: +31%  |
| Computer Value Bets<br>17/09/94 - 06/05/95                    | 141 races, 31 w (22%)<br>adw=4.75, mlr=20<br>Return: -5%  | 105 races, 18 w (17%)<br>adw=6.20, mlr=19<br>Return: -4%  |
| BetMaster NH Book<br>System (Option 1)<br>01/01/96 - 26/03/96 | 139 races, 33 w (24%)<br>adw=5.50, mlr=14<br>Return: +19% | 100 races, 23 w (23%)<br>adw=6.71, mlr=10<br>Return: +40% |

None of these results are statistically significant (that is, it is impossible to be certain that selections at 3-1+ are more profitable) but there does seem to be a trend nevertheless. I should explain here that I have applied a blanket cut-off of 3-1 regardless of the number of runners, type of race etc. More careful analysis would probably reveal general circumstances when other prices would be a better cut-off point, but this would require considerably more data.

In theory you obtain value by betting at odds greater than the true odds of the horse winning, but these true odds are impossible to determine. My theory is that the true odds of most favourites winning are overestimated, and as a result the favourites are generally overbet (possibly because of media tipping, or people increasing their stakes on these horses). This is a hypothesis only (I don't claim it is true, and I don't have any statistical evidence to back it up).

After a race it may become apparent that the winning favourite was good value at 6-4 or 5-2 but before the race there is seldom this certainty. Consider the results of favourites at the Cheltenham Festival and Royal Ascot over the past couple of years:

| Meeting                      | Favourites Overall             | Favourites 3/1+ only             |
|------------------------------|--------------------------------|----------------------------------|
| Cheltenham<br>1994,1995,1996 | 60 races, 13 w<br>Return: -23% | 37 races, 8 wins<br>Return: -12% |
| Royal Ascot<br>1994, 1995    | 48 races, 10 w<br>Return: -34% | 20 races, 4 wins<br>Return: -9%  |

The best approach might be to avoid favourites under 3-1 altogether.

The philosophy is psychologically difficult, as most people learn to bet more on the 'low-priced certainties' than on outsiders they have selected. And how many times have you heard something like: "I didn't back it because it was 10-1 and I thought it wasn't fancied."

In reality, with results like the ones above, you should bet more on your longer-priced selections. The theory is to analyse each race as usual, and if your selection is under 3-1 or so, don't bet at all.

In practice it can be hard to do this as the temptation to have a bet on a 5-4 'certainty' can be overwhelming, and I break my own rules about not doing so at times (these 'exceptional circumstances' are still costing me money).

In summary, then, we must not only be **SMART** but also **CLEVER** -  
**C**arefully **L**ooking for **E**conomic **V**alue in **E**very **R**ace.

As the true odds of winning for any horse cannot be determined, I am only reasonably sure of getting value by avoiding betting on selections under 3-1 or so. I believe many are overbet favourites, and if there are any negatives about them it can be worthwhile opposing them.

Take my advice and check out your profitability if you trim your favourite bets. □

**INFORM BBS**  
**Daily Downloadable Overnight Decs & Form**  
**(Full review in last months SMART)**

The guys at CSS have been working hard and have re-established the Soccer and Greyhound fixtures and form. This information is a free bonus to all who subscribe to the horseracing service and will be continued if it proves popular. Plans are also well underway to up the transfer speed of the service to 28,800 baud.

For more information, **FREE TRIAL** offer and **SMART** member discounts contact;

Computer Sports Services Ltd., 165-173 Beverley Rd, Hull. HU3 1TJ

Telephone 01482 226666 Fax 01482 215069

email: computer@csslhull.demon.co.uk

internet http://www.demon.co.uk/horseracing

***In direct contrast to the views expressed in the last article, some good reasons to follow the shorter prices.***

## **BACKING ODDS ON SHOTS**

***Alan Davis***

**M**any list as an absolute rule “Never Back Odds On!” . I am beginning to wonder how logical this is. Does the fact that many people never back odds on mean that in general odds on shots start at bigger prices than they should according to the horses abilities! I can remember back in the early 90’s in Ladbrokes Pocket Hand book they published returns according to prices :-

| Odds         | Wins | Runs  | Level stakes | %    |
|--------------|------|-------|--------------|------|
| 1/20 - 2/11  | 56   | 65    | 2.35         | 3.6  |
| 1/5 - 40/85  | 444  | 630   | 30.91        | 4.9  |
| 1/2 - 20/21  | 1384 | 2553  | 192.01       | 7.5  |
| Evs - 15/8   | 2595 | 6844  | 536.84       | 7.8  |
| 2/1 - 7/2    | 3681 | 15217 | 1541.73      | 10.1 |
| 4/1 - 17/2   | 3957 | 38668 | 5061         | 13.1 |
| 9/1 - 18/1   | 1872 | 35071 | 10770        | 30.8 |
| 20/1 - 50/1  | 750  | 56940 | 35562        | 62.5 |
| 60/1 - 500/1 | 23   | 6327  | 4549         | 71.9 |

***NB Table does not include tax***

As can be seen, for SP anyway, the greater the odds the lower the relative value.

So what is needed is a method of picking good odds on shots! Having used RaceSage for the last three months I have backed lots of winners and at SP am showing a profit of 6.4% after tax. Not massive I admit but according to the results of Racesage this March included a higher than normal percentage of losers.

So if you can break one of your first principles and back at odds on you might be surprised.



***Lottery strategies published previously have come in for some heavy criticism. But if SMART truly is about sharing ideas then surely all opinions may be voiced.***

## **BETTING ON THE IRISH LOTTERY**

***Henry F Malloy***

**N**umbers have always intrigued me.

When the Irish Lottery first started, the draw consisted of numbers 1 to 39 from which six were drawn for a Jackpot prize and a seventh number was drawn and called the Bonus Number. This Bonus Number could be used together with any three of the first six numbers drawn to give the lowest prize in the draw.

Attracted by the numbers game, my early attempts to make order out of randomness were time wasting and futile and it was not until the local bookmakers offered odds for one correct, two, three, four and five correct numbers that I sat up and took notice.

For starters I purchased whatever software, including shareware, was available. By and large this consisted of databases with various analytical tools. If I was dismayed by the lack of creativity or originality in the products I was astounded by the asking prices especially of the U.S.A. programs some of which could have been written for Fred Flintstone.

This was my second abortive attempt to get onto the lottery wagon, costly I admit, and perhaps I should have given up at that stage but the numbers still fascinated me and I felt that I should be in there trying to make order out of the chaos.

My third attempt was back to basics and involved at least eighteen months of research and study of lottery results from all parts of the world. Incidentally the organisers were delighted to help me with my requests which rather surprised me at the time.

Most of this work was done with SuperCalc spreadsheets and with their help certain patterns of results started to emerge. The biggest problem was that with so much information one could not see the forest very often for the trees! But I love playing around with figures and with time it became clear that lottery numbers had, what I would call “form” just like horses and football teams.

I can hear the sceptics saying that this is ludicrous but please read on.

The Irish Lottery had now increased the number of numbers in the draw to 42 which caused a slight change in tactics and also involved higher odds being on offer from the bookmakers which was quite a help.

At first sight it may seem ludicrous to suggest that lottery numbers can have “form” and that there can be some kind of consistency in this phenomenon but after all “form” as we know it and use it every day whether to assess the performance of golfers, athletes or racehorses is only a study in relationships.

Consider a Lotto draw having 42 numbers from which six winning numbers are drawn, say at weekly intervals. Whilst the six numbers drawn can be expected to change from week to week the basic 42 numbers will not alter.

What will alter is the relationship of the numbers drawn last time to those which appear this time and I suggest that this relationship creates the “form” of the lottery numbers.

Most Government lottery draws are made in public, usually on TV. by using numbered and coloured balls and it is easy to observe the manner in which the balls are stacked before being released into the draw drum.

A typical stack of 42 plastic balls as used at present in the Irish Lottery would be as follows:-

***Colour***

***Numbers***

|        | A | B  | C  | D  | E  | F  | G  |
|--------|---|----|----|----|----|----|----|
| BLUE   | 1 | 7  | 13 | 19 | 25 | 31 | 37 |
| YELLOW | 2 | 8  | 14 | 20 | 26 | 32 | 38 |
| GREEN  | 3 | 9  | 15 | 21 | 27 | 33 | 39 |
| ORANGE | 4 | 10 | 16 | 22 | 28 | 34 | 40 |
| WHITE  | 5 | 11 | 17 | 23 | 29 | 35 | 41 |
| PINK   | 6 | 12 | 18 | 24 | 30 | 36 | 42 |

The columns in the stack have been lettered A to G for reference purposes.

When set out in this fashion several relationships are at once obvious for example:

- First: Each ball has a number, the numerical gap between any two balls of the same colour is constant at 6. Thus Blues are 1,7,13 whilst Pinks are 6,12 18 and so on.
- Second: The balls in column A are numbered 1,2,3,4,5,6. when the draw commences the balls in each column, in turn, are dropped down directly into the rotating arms within the drum after which they are all mixed together.

The chances of 1, 2, 3, 4, 5 and 6 being drawn as a group of winning numbers, in whatever order, must be astronomical.

- Third: In the rows across the stack the balls are all the same colour and we already know that the numeric value between balls of any one colour is 6. Whilst it is possible for all six winning numbers to be balls all of the same colour this is highly unlikely to happen and experience has shown that although four of the same colour have been drawn twice in 200 draws and three of the same colour can appear up to 5 times every 200 draws the most likely number of balls of the same colour to be drawn many one draw is two.
- Fourth: In the good old days when there were 39 balls in the Irish Lottery, there were 7 each of Blue, Yellow and Green a total of 21 balls, whereas on the other hand the colours Orange, White and Pink had only 6 balls stacked in each row a total of 18 balls.

This represented very solid “form” in percentage terms, that is, for Blue Yellow and Green it is 53.85% as against 46.15% for the remaining colours. I mention this to draw your attention to the set up in the present U.K. Lottery where there are only 9 White balls as against 10 each of the rest.

Stefan will most likely not give me as much space as I would have liked for this is my pet subject so I must hurry on, skip the minutia, and have a look at the whole forest.

So we have 42 captive numbers in the Irish Lotto grid. Forget about them as numbers for the moment and regard them as little fish swimming about within a confined space or grid. When they come to rest, as for instance after a draw has been made, we can then look at, and make a note of, the sites (winning lottery numbers) which they now occupy prior to taking their next little swim.

The parameters placed on the little fish as they swim about within the grid can help to guide us as to the best fishing sites for the next time they come to rest.

## UK Lottery grid illustrating the "swimming fish" overview

|    | 55 | 56 | 57 | 58 | 59 | 60 | 61 | 62 | 63 | 64 | 65 | 66 | 67 | 68 | 69 | 70 | 71 | 72 | 73 | 74 |   |
|----|----|----|----|----|----|----|----|----|----|----|----|----|----|----|----|----|----|----|----|----|---|
| 1  |    |    |    |    |    |    |    |    |    |    |    |    |    |    |    |    |    |    |    |    |   |
| 2  |    |    |    |    |    | ●  |    |    |    | ●  |    |    | ●  |    |    | ●  |    |    |    | ●  |   |
| 3  |    |    |    |    |    | ●  |    | ▲  |    |    |    |    |    |    |    |    |    |    |    | ●  |   |
| 4  |    |    |    |    |    | ●  |    |    |    |    | ●  | ●  |    |    |    |    |    |    |    | ●  |   |
| 5  |    | ●  |    |    |    |    |    | ●  |    |    |    |    | ●  |    |    |    | ●  |    |    |    |   |
| 6  |    |    |    | ●  | ●  |    |    |    |    |    | ▲  |    |    | ▲  |    |    |    |    | ●  |    | ● |
| 7  | ▲  |    |    | ●  |    |    |    |    |    |    |    |    | ●  | ▲  | ▲  |    | ●  |    |    |    |   |
| 8  |    |    | ●  |    |    |    |    |    |    |    |    |    |    |    |    |    | ●  |    |    |    |   |
| 9  |    |    |    |    |    |    |    |    |    | ●  |    |    |    | ●  |    |    |    |    |    | ▲  |   |
| 10 |    |    | ▲  |    |    |    |    |    |    |    |    |    |    |    |    |    |    |    |    |    |   |
| 11 |    | ●  |    | ●  |    |    |    |    |    |    | ●  |    |    | ●  |    |    |    |    |    |    |   |
| 12 |    | ●  |    |    |    |    |    |    |    |    |    |    |    | ●  |    | ●  |    | ●  |    |    | ▲ |
| 13 |    |    |    |    |    | ●  |    |    |    |    |    |    |    | ●  |    | ●  |    |    |    |    |   |
| 14 |    |    |    |    |    |    |    |    |    |    | ●  | ●  |    |    | ●  |    | ●  |    | ●  |    |   |
| 15 | ●  |    |    |    |    |    |    |    |    |    | ●  | ●  |    |    |    |    |    |    |    |    | ● |
| 16 | ●  |    |    | ▲  |    |    |    |    | ●  |    |    | ●  |    |    | ●  |    |    |    |    |    |   |
| 17 |    |    |    |    |    |    |    |    | ●  |    |    |    |    |    |    |    |    |    |    | ●  |   |
| 18 |    |    |    |    |    |    |    |    |    |    |    |    | ●  |    |    |    |    |    |    | ●  |   |
| 19 | ●  |    |    |    |    |    |    |    |    |    |    |    | ●  |    |    |    | ●  |    |    |    |   |
| 20 |    | ▲  |    |    |    |    |    |    |    |    |    |    |    |    |    | ●  |    |    |    |    |   |
| 21 |    |    |    |    |    |    | ●  |    |    |    |    |    |    |    |    |    |    |    |    |    |   |
| 22 |    |    |    |    |    |    |    |    |    | ●  |    | ●  |    |    |    |    |    |    |    |    |   |
| 23 |    |    | ●  |    |    |    |    | ●  |    |    |    |    |    |    |    |    |    |    |    |    | ● |
| 24 |    |    |    |    |    | ▲  |    |    |    |    |    |    | ●  | ●  |    |    |    |    |    |    |   |
| 25 |    |    |    |    |    |    | ▲  | ●  |    |    |    |    |    |    |    |    |    |    |    |    |   |
| 26 | ●  | ●  |    |    |    |    |    |    |    | ●  |    |    |    |    |    |    |    |    |    | ●  |   |
| 27 |    |    |    |    |    |    |    |    |    |    |    |    |    |    |    |    |    |    |    | ●  | ● |
| 28 |    |    | ●  |    |    |    |    |    | ▲  |    | ●  |    |    |    |    | ●  | ▲  | ●  |    |    |   |
| 29 |    | ●  |    |    |    |    |    | ●  |    |    |    |    |    |    | ●  |    |    |    |    |    |   |
| 30 |    |    |    |    |    |    |    | ●  |    |    |    |    | ▲  |    | ●  |    | ●  |    |    |    |   |
| 31 |    |    |    |    |    |    | ●  |    |    |    |    |    |    |    |    |    |    |    |    |    |   |
| 32 |    |    |    |    | ●  |    | ●  |    |    | ●  |    |    |    |    |    |    |    |    |    |    |   |
| 33 |    | ●  |    |    |    |    |    | ●  |    |    |    |    | ▲  |    |    |    |    |    |    |    |   |
| 34 |    |    |    | ●  |    |    | ●  |    |    |    |    |    |    |    |    |    |    |    |    |    |   |
| 35 | ●  |    | ●  |    |    |    |    |    |    |    |    |    | ●  |    |    |    |    |    |    |    |   |
| 36 |    |    |    | ▲  |    |    |    |    |    |    |    |    |    |    |    |    |    |    |    |    |   |
| 37 |    |    |    |    |    |    |    | ●  |    |    |    |    |    |    | ●  |    |    | ●  |    |    |   |
| 38 |    |    |    |    |    |    |    |    | ●  |    |    |    |    |    |    | ●  |    |    | ●  | ●  |   |
| 39 |    |    |    |    | ●  |    |    |    |    |    |    |    |    |    |    |    |    |    |    |    | ● |
| 40 |    |    |    | ●  |    |    |    |    |    |    | ▲  |    |    |    |    |    |    |    |    |    | ● |
| 41 |    |    |    |    |    |    |    | ●  |    | ▲  |    |    |    | ●  |    |    |    |    |    |    | ● |
| 42 |    |    |    |    | ●  | ●  |    |    | ●  |    | ●  |    |    |    |    |    |    |    |    |    |   |
| 43 |    |    |    |    | ●  |    |    |    | ●  |    |    |    |    |    |    |    | ●  |    | ▲  |    |   |
| 44 |    |    |    |    | ●  | ●  |    |    |    | ●  |    |    |    | ●  |    |    |    |    |    |    | ● |
| 45 |    |    |    |    | ●  |    |    |    |    |    |    |    |    | ●  | ●  | ▲  |    |    |    |    |   |
| 46 | ●  |    |    |    |    |    |    |    |    |    |    |    |    |    |    |    |    |    |    |    |   |
| 47 |    |    |    | ●  |    |    |    |    |    |    |    |    |    |    |    |    |    |    |    |    | ● |
| 48 |    |    |    |    |    |    | ●  |    |    |    |    |    |    |    |    | ●  |    |    |    |    |   |
| 49 |    |    | ●  | ●  |    |    |    |    |    |    |    |    |    |    |    |    |    | ●  |    |    | ● |

UK lottery draws 55 to 74

● Lottery number    ▲ Bonus Ball



The new positions will be relative to their former positions and so we have a link or “form” line.

Now the fish cannot swim backwards, they can only swim forwards, straight forward, forward and upwards or forward and downwards, and remember that they can only move forward one square at a time, that is into the next draw.

Their instinct tells them to move forward either up or down and the next tide sweeps the lazy fish straight forwards sometimes.

Still with the analogy of the fish, notice how they tend to swim around in little shoals of 2, 3 or 4, and also how they seem to form partnerships so that we get the same pair of fish appearing from time to time especially as consecutive numbers e.g. 7 & 8 or near consecutive say 27 & 29.

You will also find that complete shoals will migrate to the other end of the bowl, i.e. the grid and finally often a lazy fish at the top or bottom of last week's shoal will be left standing as the rest dart away in another direction!

So what does all this mean?. Take a pencil and paper and draw a little sketch and you will see that it translates into a diagonal pattern.

For example:

Last week's winning number was 21 gives  $\left. \begin{array}{l} 19 \\ 23 \end{array} \right\}$  as two selections for next week's draw.

You can work out the migration and lazy fish analogies for yourself.

Having confirmed that the diagonal pattern worked with all lotteries all over the world I then wrote a simple program in Turbo Pascal where I simply entered last week's winning lottery numbers together with the bonus number and got out 7 numbers which I called the top number and 7 called the bottom number. The bet was for two correct selections i.e. any one from top seven with any one from bottom seven this was 49 bets plus tax and two correct paid 51/1.

Very often I would get two correct from the top and two from the bottom or three from the top and one from the bottom.

This program was called Carn\_lot. exe.

Later a Visual Basic program was written to do the same job and this program catered better for those instances where selections would be duplicated.

### ***Proved quite successful***

Progress was now made to cut down the number of selections by forming a 7 x 6 grid of the 42 lottery numbers and inserting into that grid the 14 numbers arising from the Visual Basic program which was called Ir.exe.

Only those columns of The grid which included three or more of the IR.exe selections were now considered and these would give say three selections in one column of the grid and four selections in a second column. These were now bet on as any 2 from 7 = 21 bets and again proved quite successful.

Striving for the ultimate of one banker selection this system was further enhanced by reference to a similar grid for the previous draw. This involved a lot of convoluted pencil work and became too laborious to continue but it was producing first class results giving one banker correct out of one selection on several occasions.

There is no doubt that it would make an excellent computer program, there is really no advanced programming involved but what is needed is beyond my programming ability. However, if any other member would like to have a go I would be happy to send him or her full details.

If looking for one banker selection was too time consuming by the known method I resolved to look at using only one of last week's winning number and after trial and error I decided to use the Bonus Number.

To make life easy two programs, one for Irish and one for U.K., were written in Borland Delphi. Stefan has got copies of all these programs and details of the results for the past 165 draws in the Irish Lottery.

Having now started the lottery ball rolling I now look forward to further contributions on how to beat the bookie in the numbers game.

### ***Footnote:***

***Should any member wish to contact Henry direct. Write a letter and place it in a stamped blank envelope, enclose the envelope in a letter to me here at SMART, I will then address it and send it on to him.***



# FORMCAST - 3 MILE CHASES

**Bob Holman**

I am delighted that correspondents have recently raised the old popular topic of three mile chases. Over many years I have taken an interest under this heading following Top Weights, Favourites and Form Horses with moderate successes. I am also a follower of the Daily Mail's Formcast.

However, following the excellent concise method set out by Jim Streek in Vol 2 No. 11 in its basic form I do feel that the figure of 45% winners is rather ambitious. May I suggest that by incorporating the following refinements, whereby horses are only backed under the method if;

- they have run within 60 days
- are in the first three of the betting forecast
- and are in races of 6 plus runners

I think without getting too involved this will still leave plenty of qualifiers and should achieve the 45% success rate.



## OF ANY INTEREST?

**Geoff Harp**

Just a couple of lines, maybe of interest. In recent weeks I have become friendly with Dave Oakes. He has a bookstall at my local market in Staffordshire and deals in racing memorabilia, incidentally he advertises in Odds On magazine.

Apparently he had a good number of the old Sporting Investor magazines which I may be able to buy for 50p each.

Recently I acquired Mordin's *Winning Look*, Holt's *Winners Always Back Winners* and Coton's *One Hundred Hints* for £7 - good value I think.

Also passed on to me from my local bookie - 4 years of the *Weekender*. June 1984 to June 1988, perhaps of some interest to someone when I have flicked through them.



***An observant member last month contacted me to ask what the difference was between a system and a method. Over to the author of last months piece.***

## **A SYSTEM IS A METHOD IS A SYSTEM**

***David H Evans***

**D**ear Stef,  
Following my article in the April edition of SMART (3.4) a reader noticed that I differentiated between a system and a method.

It was pointed out that one of the dictionary definitions of a *system* used the word method in its description. And for the meaning of a *method*, the word system was used.

On looking in my dictionary I cannot disagree.

However, I would differentiate between the two by saying that when I talk about a racing system, I am referring to the use of a number of criteria to produce a given selection, e.g.

***“ . . from any runners that won last time out choose the lowest priced in the betting forecast. This horse is the selection”***

When I talk about a racing method, I am referring to the use of a number of criteria to produce a given selection, but with added room for further interpretation, e.g.

***“ . . from any runners that won last time out choose the lowest priced in the betting forecast. If that horse performed well in the final furlong of its last race, consider it for selection”***

When I use the word system I intend it to mean there is no room for interpretation - it is the strict application of a set of rules.

With a method on the other hand, although there is still the application of a set of rules, this time it is subject to interpretation to determine whether the outcome makes common sense.

□

***In issue 3.3 this contributor promised to submit a system that will yield 30% to 40% profit on turnover, here it is . .***

## **THE IMPROVER SYSTEM**

***Jaguar***

**A**s I promised in the March issue, (3.3 page 20), here is the system I mentioned. Its basis is along the same lines as the All Weather System you mentioned on page 2 of the same issue.

The basis of the system is speed figures. Even though they are by no means perfect they do provide the only scientific/mathematical information on the running of each horse in a race. All other information we use in rating horses is in some way speculation, or informed guesswork that has been, and is interpreted in different ways.

I use *Topspeed* in the *Racing Post* - but I am sure that *The Sporting Life* would give at least equal results over the long term.

### ***The System***

Look at the *Topspeed* tables for all the top rated horse in each race (i.e. the best *master* rating). If this was achieved in its last race, this is a possible selection.

The whole basis of the system is to back those horses that ran their fastest race in their last run. We are then backing horses that are hopefully improving and will then possibly be underestimated by the bookmakers, giving us *value*.

Now we have to apply a few exclusion rules in order to make use of the system to best effect.

### ***Rule 1:***

- Exclude all selections where the last run was in excess of 28 days ago. Speed figures seem to lose their effectiveness if the last run was more than one month ago.

**Rule 2:**

- (Flat / AW) Exclude all races of 1 mile 3 furlongs and above. Speed figures lose their effectiveness at these longer distances.
- (Jumps) Do not use in Steeplechases.

**Rule 3:**

- Do not use this method at Group 1 tracks and the big Saturday meetings. These races are so competitive that 90% of runners tend to have a good chance of winning. This point is equally valid with both Flat and National Hunt meetings.

**Rule 4:**

- Do not operate the system in very big fields. A maximum number of runners should be set at around 12 to 14.

**Rule 5:**

- Only bet when the horse is either forecast, or runs at the following odds;
- Flat/AW                    2/1 to 8/1 inclusive
- Jumps                        6/4 to 8/1 inclusive

**Rule 6:**

- Only bet when all the potential winners in the race have speed figures. For example, it would be of little use backing the system horse blindly if they are opposed lets say, by a first time out favourite whose odds are 4/7, and our selection is 8/1!

The system provides maybe 1, 2 or 3 bets per day. Using some common sense in deciding which horses have a live chance of winning their particular race, betting at level stakes will produce between 30 to 40% profit on turnover (after tax).

Because most bookies display the Racing Post/Sporting Life in the shops, it is possible to make your selections in the shop as it only takes 5 or 10 minutes to scan a whole days racing to see if there are any relevant selections.

If anyone has any comments about this method they will be gratefully accepted. By the way, it seems to work just as well in handicap or non-handicap races.



# BOOK REVIEW

**Ray Webster**

***How to Beat the Handicapper (Patrick Kilgallon)  
published by Raceform Ltd.***

I recently purchased the latest Patrick Kilgallon book *How to Beat the Handicapper* and, for anyone who wishes to understand the finer points of horseracing and the ways of the Official Handicapper I would strongly recommend this book and the two earlier works, all of which are published by *Raceform Ltd.*

The main theme of the latest book is a detailed study of course and distance winners. Kilgallon has researched the results of ten seasons flat racing to come up with information on courses where specialists are likely to repeat their earlier victories.

There is a wealth of useful information in the book and the final chapter gives the reader a detailed account of the application of his methodology during the 1995 flat season.

The first book in this Kilgallon series was *How to Win at Handicap Racing*. It is unfortunately now out of print but from time to time it is available through the SMART Swap-Shop. A rewarding spin-off is that you can make some seriously good friends by using our Swap-Shop.

This original book covers the basics of handicapping and includes an excellent chapter on the art of *Race-Reading*. There is a fair amount of useful information concerning the characteristics of all of our flat race courses. Other chapters cover Trainers and Jockeys, key races, and, again, a detailed account of a flat race season, this time it is 1986.

The other Kilgallon title in the series is *Bigger Profits from Handicap Races* and is still available from Raceform and is a snip at £5.95 including postage.

*(If it's a snip at £5.95 - how does £3.96 sound? See our special SMART members deals with Raceform at the end of this article)* - Stef

There are chapters on All Weather Racing (should that be Racing on an Artificial Surface??) and racing in Ireland. There is a review of winning handicap form as





## Help wanted in the interpretation of speed figures.

# WHAT AM I DOING WRONG?

*Steve Doyle*

**D**ear Stef,  
I was wondering if any of our members can help me with my understanding of the Racing post Top speed figures. I recently purchased a copy of the Racing Post publication The Form Book Flat 1995 in the hope that it would help to speed my research into various ideas I am pursuing.

These ideas, based on Top speed, seem to work for National Hunt but fail when applied to the Flat. I had expected the reverse to be true, but can only conclude the greater distances involved over the jumps contribute to my method's performance. One of my main reasons for buying the book was in order to save the time and inconvenience of ploughing through my back copies of the Racing Post. However, this hope has proved to be unfounded.

Possibly the best way to illustrate my ignorance is by example.

Race no. 2758, Saturday 15 July 1995, Anvil At Sheffield Conditions Stakes. 6f, 214 yds, off at 2.35

| col 1            | col 2              | col 3               | col 4            | col 5                  | col 6               |
|------------------|--------------------|---------------------|------------------|------------------------|---------------------|
| Runner           | weight today (lbs) | Top speed last time | Master Top speed | weight last time (lbs) | Form Book Top speed |
| Champagne Prince | 124                | 88                  | 94               | 126                    | 72                  |
| Semper           | 124                | -                   | -                | 126                    | n/a                 |
| Swift Fandango   | 124                | 98                  | 98               | 126                    | 82                  |
| Fag End          | 117                | 100                 | 100              | 122                    | 77                  |

Columns 1, 2 and 5 are self explanatory. Columns 3 and 4 are the figures printed in that particular days edition of the Racing Post. Column 6 is the figure printed in the form book.

What I cannot understand is, why for a change in weight of 2 lbs. the rating for Champagne Prince has increased from 72 in the form book to 88 in the Racing Post. Faced with this perceived problem I then started to re-think my whole understanding of the TopSpeed figures.

My assumption was that the horse with the highest TopSpeed figure last time out was, on current form, the fastest horse in the race. Equally, the horse with the highest Master TopSpeed was potentially the fastest horse in the race based on the form of last year. However, this interpretation was undermined when I considered the following;

The following race is narrowed down to just two runners, A and B.

Horse A carried 112 lbs last time out and achieved a TopSpeed figure of 89  
Horse B carried 124 lbs last time out and achieved a TopSpeed figure of 97.

If the two horses are set to carry the same weights again, which one is superior? As I am using speed as my main criteria I would opt for Horse B. That's what I would have done previously, but the above figures were achieved by Fag End (Horse A) which beat Swift Fandango (Horse B) by two lengths in the race detailed above (at odds of 14/1).

If I was faced with these two runners, again facing each other under the same conditions, then normal race interpretation tells me to back the previous winner, but my interpretation of the speed figures tells me otherwise. - What am I doing wrong?

My suspicion is that I am missing something obvious here and that the playing around with my theories has clouded my understanding of exactly how the figures should be interpreted and used. I did have an article on speed figures but it is now lost somewhere among my 'filing system'.

Do any other members have any literature that will explain the above, or can anyone spare the time to send a letter/article to SMART for my, and other members benefit?

Whilst I am writing can I ask if there has been any progress on Racing Post results available on disk? If this was a suitable format for my own theories then I for one would be very interested. Also, has anyone carried out an extended trial of the Hoofsug program mentioned in earlier editions? If so, how did it perform.

□

***Following on from the Good Sorts article last month, but . .***

**SAME IDEA, DIFFERENT RESULTS**

***John Roberts***

**D**ear Stefan,  
Regarding Reg Ramsay's report on Good Sorts in issue 3.4. I too have been listing these animals for a couple of seasons and the results given by Reg regarding pre and post August require further discussion to say the least.

There were 42 qualifiers from the 1994 season of which 36 actually ran during 1995. Of these, 34 ran before August. Where Reg gets his figures from baffles me. I wonder if he can supply his list to compare with mine (see below).

He has also appeared to miss three further qualifiers for the forthcoming season, these are Mukabar, Sand Abar and Giddy.

Maybe Reg can shed some light on his breakdown to compare with this:-

Horses qualified in 1994 as 2-y-o and ran in 1995 as 3-y-o.

| Abco Prince      | Did not run  |      |      |
|------------------|--------------|------|------|
| Alami            | April 19     | Lost |      |
| Bahri            | April 26     | Lost |      |
| Behavior         | June 24      | Won  | 11/8 |
| Burning          | April 18     | Won  | 16/1 |
| Classic Cliche   | May 17       | Won  | 9/1  |
| Candle Smile     | April 21     | Lost |      |
| Crespo           | March 30     | Lost |      |
| Dance a Dream    | May 10       | Won  | 3/1  |
| Eelios           | May 19       | Lost |      |
| Fakih            | May 13       | Won  | 7/2  |
| First Island     | May 23       | Won  | 33/1 |
| Final Appearance | September 16 | Lost |      |
| Golden Diller    | April 29     | Lost |      |
| In Camera        | April 20     | Lost |      |
| Inderapura       | March 25     | Won  | 5/1  |
| Irshad           | May 27       | Lost |      |

|                   |              |      |       |
|-------------------|--------------|------|-------|
| Inquisitor        | March 23     | Won  | 10/3  |
| Kayrawan          | April 17     | Lost |       |
| Lammtarra         | June 10      | Won  | 14/1  |
| Last Spin         | April 25     | Lost |       |
| Maple Stead       | April 17     | Lost |       |
| Moonlight Saunter | May 5        | Won  | 5/2   |
| Melaan            | April 18     | Lost |       |
| Neuwest           | September 23 | Lost |       |
| Night Hero        | May 19       | Lost |       |
| Nwaamis           | April 20     | Lost |       |
| Opera Lover       | May 3        | Lost |       |
| Platinum Plus     | Did not run  |      |       |
| Pasheen           | Did not run  |      |       |
| Place Envoy       | April 22     | Lost |       |
| Rosies Sweetheart | May 7        | Lost |       |
| Soldiers Leap     | January 10   | Lost |       |
| Smart Alec        | Did not run  |      |       |
| Summertown        | April 17     | Lost |       |
| Sooty             | April 18     | Lost |       |
| Silk and Studs    | April 24     | Lost |       |
| Spectrum          | April 28     | Won  | 11/10 |
| Takkadum          | Did not run  |      |       |
| Tucan             | April 17     | Lost |       |
| Theatre World     | Did not run  |      |       |
| Wellsian          | June 27      | Lost |       |

In summary:

|    |                                       |
|----|---------------------------------------|
| 42 | Qualifiers                            |
| 36 | Runners first time out                |
| 11 | Winners                               |
| 63 | Points profit after tax (approximate) |

34 bets PRE August

2 bets POST August

These results compared to Reg's are so different I wonder are we checking the same thing?



***Luckily John Robert's letter (previous page) arrived early enough for me to get a response from Reg before I went to print - his reply follows . . .***

## **GOOD SORTS II**

***Reg Ramsay***

**D**ear Stef,  
I have had some difficulty when comparing John's list to mine. It seems as if I have missed 10 qualifiers from my previous letter to you, conversely John has not included 13 *Good Sorts* which are on my list.

I have appended my list of qualifiers, now reduced by one which on having to go back to the *Raceform Updates* found that I had listed a 3-y-o making his racing debut - wrong race of course.

You will note that I have stated the actual race numbers and dates on which they qualified, so I am confident that the list is scrupulously correct, apart from the 10 missing ones.

Now I don't want to make excuses but those that I missed all qualified in late September and October which period more or less coincided with the time I was away on holiday.

It is not that I missed obtaining my Raceform Updates, I had them all, but as always on my return home from holiday I am inundated with maintaining records of all sorts of racing matters and can only presume that I was not as careful as one has to be when scanning the results for the Good Sort mention.

Anyhow, as I said, it is no excuse and I very much regret it.

I consider it fairly reasonable to miss the odd two or three qualifiers in a flat season and obviously this is what happened with the missing three for the current season. I do have Giddy on my list so he should have been included with those I sent to you in April.

If you add the 10 qualifiers that I have missed to my revised list the profit details should be:-

### **1994 qualifiers, first run as 3-y-o in 1995**

|             | <i>R</i> | <i>W</i> | <i>%</i> | <i>Profit</i> |
|-------------|----------|----------|----------|---------------|
| Pre August  | 13       | 4        | 31       | 6             |
| Post August | 36       | 11       | 31       | 64            |
| Total       | 49       | 15       | 31       | 70            |

John has included a horse named Melaan, but I can find no record of its run, so I have disregarded it. I trust John can now agree with the revised details, which looking on the bright side is an improved result.

I have indicated on the list \* those qualifiers which John has omitted in his letter and because these are all Pre-August I wonder whether he has mis-read my reference to these in the published article (paragraphs 4 & 5).

The Pre and Post August details are the dates on which they qualify when 2-y-o and not their first run as 3-y-o. I have included Indian Light (race no. 1848, 24/6/94) with the Good Sorts although he was not classed as such. He was described as a *Nice Colt* which is a superior reference.

I believe Raceform Update only gives this rank to one horse per season, so thought it only right to include him. Likewise, Phantom Creek (race no. 2322) was described as Nice Filly so she is also on my list for this year.

I expect you will wish to put things right in the next issue of *SMART* particularly to add the 3 missing qualifiers for the current season;

|           |   |                            |
|-----------|---|----------------------------|
| Giddy     | • |                            |
| Mukabir   | • | All Post August qualifiers |
| Sand Abar | • |                            |

|   | Date 1994 | Race number | Qualifiers     |
|---|-----------|-------------|----------------|
|   | 3/8       | 2746        | ALAMI          |
|   | 13/8      | 2950        | BAHRI          |
|   | 1/9       | 3258        | BEHAVIOUR      |
|   | 26/8      | 3172        | CLASSIC CLIQUE |
| * | 29/7      | 2598        | DAHIR          |

|   |       |      |                   |
|---|-------|------|-------------------|
|   | 26/8  | 3171 | DANCE A DREAM     |
|   | 27/9  | 3713 | EELIOUS           |
|   | 4/9   | 3479 | FAKIK             |
|   | 26/8  | 3172 | FIRST ISLAND      |
|   | 1/10  | 3734 | GOLDEN DIGGER     |
| * | 24/6  | 1848 | GRAND SELECTION   |
| * | 15/7  | 2350 | HAGNAH            |
| * | 21/6  | 1743 | HARAYIR           |
| * | 23/7  | 2506 | IBLIS             |
| * | 5/7   | 2036 | IHTIRAM           |
|   | 5/8   | 2795 | IN CAMERA         |
| * | 24/6  | 1848 | INDIAN LIGHT      |
|   | 24/9  | 3663 | IRSHAD            |
|   | 27/9  | 3713 | INQISITOR         |
| * | 21/6  | 1743 | JUMILLA           |
|   | 7/10  | 3877 | KARAWAN           |
|   | 12/8  | 2942 | LAMMTARRA         |
|   | 12/9  | 3443 | LAST SPIN         |
|   | 14/9  | 3479 | MAPLESTEAD        |
|   | 1/9   | 3258 | MOONLIGHT SAUNTER |
| * | 5/7   | 2086 | MYTLE QUEST       |
|   | 14/9  | 3479 | NEU WEST          |
|   | 29/9  | 3715 | PAINTERS ROW      |
|   | 29/9  | 3721 | PEACE ENVOY       |
|   | 6/10  | 3829 | SILK & STUDS      |
|   | 26/8  | 3178 | SOLDIERS LEAP     |
|   | 11/10 | 3734 | SOOTY             |
|   | 1/10  | 3734 | SUMMERS TOWN      |
| * | 5/7   | 2086 | TAMAYES           |
| * | 16/7  | 2354 | THALJANAH         |
|   | 13/8  | 2963 | TUCAN             |
| * | 7/7   | 2106 | TWILIGHT SLEEP    |
| * | 5/7   | 2086 | VENICE BEACH      |
|   | 29/9  | 3715 | WELLSIAN          |

---

Total of 39

---

PS

I have not yet had the time to adjust the 1994 qualifiers in all of their runs in 1995 as this means tracing the careers of the ten that I missed.



# SMART 2-2 DRAW SYSTEM

Selection method: Back any game *involving an English or Scottish league side* to finish 2-2, where the odds for that score is *OVER* 20/1. In effect that means with Ladbroke the draw odds must be 3/1 or above (22/1 for 2-2), with most other firms the draw odds must be 10/3 or above (25/1 for 2-2).

## Period 30 March to 25 April 1996 inclusive

|     |        |             |     |             |      |     |      |        |
|-----|--------|-------------|-----|-------------|------|-----|------|--------|
| 129 | 30-Mar | Airdrie     | (L) | Dumbarton   | 10/3 | 5-1 |      | -34.82 |
| 130 | 02-Apr | Preston     | (L) | Torquay     | 10/3 | 1-0 |      | -35.91 |
| 131 | 06-Apr | Newcastle   | (L) | QPR         | 7/2  | 2-1 |      | -37.00 |
| 132 | 06-Apr | Dundee Utd  | (L) | Dumbarton   | 5/1  | 6-1 |      | -38.09 |
| 133 | 06-Apr | Dunfermline | (L) | Hamilton    | 7/2  | 1-3 |      | -39.18 |
| 134 | 06-Apr | Stirling    | (L) | Forfar      | 10/3 | 1-0 |      | -40.27 |
| 135 | 08-Apr | Mancher U   | (L) | Coventry    | 4/1  | 1-0 |      | -41.36 |
| 136 | 08-Apr | Liverpool   | (L) | West Ham    | 3/1  | 2-0 |      | -42.45 |
| 137 | 10-Apr | Celtic      | (L) | Kilmarnock  | 7/2  | 1-1 |      | -43.54 |
| 138 | 13-Apr | Swindon     | (L) | Bournemouth | 7/2  | 2-2 | 28/1 | -15.63 |
| 139 | 13-Apr | Barnet      | (L) | Hartlepool  | 10/3 | 5-1 |      | -16.72 |
| 140 | 13-Apr | Bury        | (L) | Torquay     | 4/1  | 1-0 |      | -17.81 |
| 141 | 13-Apr | Gillingham  | (L) | Exeter      | 10/3 | 1-0 |      | -18.9  |
| 142 | 13-Apr | Plymouth    | (L) | Scarborough | 4/1  | 5-1 |      | -19.99 |
| 143 | 13-Apr | Rangers     | (L) | Partick     | 5/1  | 5-0 |      | -21.08 |
| 144 | 17-Apr | Mancher U   | (L) | Leeds       | 7/2  | 1-0 |      | -22.17 |
| 145 | 17-Apr | Newcastle   | (L) | Southampton | 4/1  | 1-0 |      | -23.26 |
| 146 | 17-Apr | Swindon     | (L) | Burnley     | 4/1  | 0-0 |      | -24.35 |
| 147 | 20-Apr | Wrexham     | (L) | Hull        | 4/1  | 5-0 |      | -25.44 |
| 148 | 20-Apr | Celtic      | (L) | Falkirk     | 5/1  | 4-0 |      | -26.53 |
| 149 | 20-Apr | Dunfermline | (L) | Dumbarton   | 11/2 | 4-1 |      | -27.62 |
| 150 | 20-Apr | East Fife   | (L) | Forfar      | 10/3 | 1-0 |      | -28.71 |
| 151 | 20-Apr | Montrose    | (L) | Stirling    | 10/3 | 0-3 |      | -29.8  |
| 152 | 23-Apr | Notts C     | (L) | Brighton    | 10/3 | 2-1 |      | -30.89 |
| 153 | 23-Apr | Oxford      | (L) | Shrewsbury  | 4/1  | 6-0 |      | -31.98 |

(L) represents a league game

Best draw odds are taken from the Racing Post listings. For most weekend games they only show the best draw odds available, without stating the source.

For the purpose of this analysis then only draw odds *EXCEEDING* 3/1 are selected on weekends. All figures shown a to a one point, tax paid stake. □



***The second of two articles this month both of which are looking to make sense of the chaos in the random lottery draws.***

## **LOTTERY POTTERY**

***Lotto King***

**D**ear Stefan,  
As an avid reader of the *SMART* sig magazine I'm delighted to have been a member for the last year. Indeed many a good eve has been spent on my porch with my trusty A5 copy in one hand and ale in the other!

It is truly a pleasure reviewing the comments supplied on all the published topics. Nevertheless as a lottery syndicate member I have found little if any joy on the lottery since it started until . . . I came across *the International Lottery Magazine* which is packed out with systems.

This publication reviews the experience gained on world-wide lotteries with delightful commentaries in a 43 page colour magazine. It is currently at Issue 6 and set to go bi-monthly in September 1996.

So what is this all about you may wonder In Issue one of the magazine "Lottery Bias" page 10, Aureole Electronic Research Ltd, a computing company based in Queensland Australia have taken a long hard look at their own lottery *Lotto Bloc* and surprisingly drawn conclusions far from what they have expected!.

In simple terms they suggest that 77% of the numbers drawn of the numbers drawn in *Lotto Bloc* are not random.

Furthermore they imply that for the last 2.6 years, 98% of the draws have not been truly random. In simple terms they looked at blocks of data around 30 draws ate time to see how often each number would come up and then drop one set of draws and shift the block forward to include the next draw.

The results being you would expect 95% pass rate at that probability level., Whereas they were finding failure even at the 90% confidence interval using the Chi Squared test. Conclusion there has been a relationship between past and future draws!.

## The Chi Squared Test Statistic

$$\chi^2 = \sum (aI - ei) / ei$$

*aI* = Observed Frequency

*ei* = Expected Frequency

You may ask how can there be any determinism in this Chaos?. Is such randomness truly chaotic albeit a function of the systems behaviour?. So what you may shout It's worth a few shilling. I urge all you proactive members of SMARTsig to try out this test on your favourite lottery and deliver your finding. Any system you might have is worth looking at by all if only for its fun value.

Present it for all to behold. There just might be way of predicting the future draws from past draws???. The hunt for the big un is on!.

PS: Stefan, I've contacted the retailers of the magazine

### *The International Lottery Magazine*

*Take That Ltd, PO Box 200, Harrogate, HG1 4XB Tel: (01423-507545)*

It would be interesting to open this debate to my fellow SMARTIES. □

*We now have an on-going arrangement to give at least 25% OFF all*

# ***RACING POST***

***publications*** - Current titles include;

FLAT '95 form book £22.45 (save£7),

Jumps 94/95 form book £19 (save nearly £9),

Bull, the biography £14 (save nearly £5)

Racing Certainties (Brough Scott), Travelling the Turf, Lester autobiography  
£12.50 each (save over £4 on each)

NEW Horses to Follow flat '96, guide to the Tote 10 to follow £5.50 (save nearly £2)

★★★ all the above prices include p&p ★★★

**Send cheques/money orders etc. with order, payable to S. PERRY  
to SMARTsig PO Box 29 Mansfield NG19 8UA**

# **SMART** *Statistics & Systems* **SWAP SHOP**

If you have any items for inclusion in SwapShop please send details to *SMART*. Your telephone number or address will be included unless you say otherwise. Alternatively you may use your membership number as a box number, in this case please include 2 x 1st class stamps to cover postage.

*If a contact is given simply contact the advertiser direct.*

The goods are being offered or requested by our members - not by *SMART*. Many items offered through SwapShop will keep their value even when you have finished with them, simply recycle them once again through our SwapShop pages.

---

**SWAP or SELL:** Computer Racing Form 1995 (Flat, latest edition).

Cost £55.00 new, offers to buy or book exchange sought.

Kevin Berry 0181 879 7552 or email kberry@easynet.co.uk

---

**WANTED:** Bred publication, Flat 1995 or nearest. Also wanted book by Martin Pipe/Richard Pitman called (I think) Training Champions

Matthew Mackusick 0831 665466 (Sussex)

---

**WANTED:** Coursewinner on 3½ disk for 486 PC

Paul Sullivan 01222 753000 (Cardiff)

---

**FOR SALE:** Clive Holt titles: Trading Inside (new) - Winners Back Winners - Be a Successful Punter - Profitable Betting Strategies.

How to Beat the Handicapper (Patrick Kilgallon). All open to offers.

Jimmy Richardson 0191 2650396 (Tyne & Wear)

---

**ANYTHING:** You're looking for you can't find elsewhere? Looking to clear out that other members might find useful?

Be "green" and re-cycle it through our Swap Shop. Simply jot the items down and drop me a line.



***Quick, simple and easy to operate strategies are always popular. This system takes just a few minutes per race.***

## **SIMPLE TV RACES PLAN**

***Trevor Bamfield***

**D**ear Stefan,  
Two reasons for putting finger to keyboard. One, membership now for nine months without my giving a contribution and two, members may be interested in my fun strategy for Saturday TV races. It has similarities with the Henk Eilerts excellent work in the April magazine.

It takes only a couple of minutes per race to operate and it has had something of a purple patch, including the winner of the National! Here are the rules, and as an example the ratings over a couple of weeks.

(1) Tick off the horses from the first four places in the betting forecast (I use the Racing Post), this alone I am told, will find in excess of 80% of all winners.

(2) Using the following points values for consistency for each horse;

A win last run = 3 points

A 2nd place last run = 2 points

A 3rd place last run = 1 point

A win last run + 1 = 2 points

A 2nd place last run + 1 = 1 point

A 3rd place last run + 1 = 0.5 point

A win last run + 2 = 1 point

A 2nd place last run + 2 = 0.5 point

A 3rd place last run + 2 = 0.25 point

I use this small grid:-

| Places | Last run but 2 | Last run but 1 | Last run |
|--------|----------------|----------------|----------|
| Win    | 1              | 2              | 3        |
| 2nd    | 0.5            | 1              | 2        |
| 3rd    | 0.25           | 0.5            | 1        |

Simply back the best 2 or 3 consistency figures if the resultant profit looks reasonable.

Using Henk's staking for 100 points, the results of the two Saturdays prior to my letter were;

| Race     | form Figs. | Horse       | Pts  | f/c SP | Stakes | Result |
|----------|------------|-------------|------|--------|--------|--------|
| 30/3/96  | 421        | Kibreet     | 4    | 9/2    | 18     |        |
| Aint135  | 112        | Easthorpe   | 5    | 4/1    | 20     |        |
|          | 112        | Arctic Kins | 5    | 6/1    | 14     | W 13/2 |
| Aint210  | 314        | Danoli      | 2.25 | 6/4    | 40     |        |
|          | 121        | Urubande    | 5    | 3/1    | 25     | W 10/3 |
| National | F12        | Rough Quest | 4    | 5/1    | 17     | W 7/1  |
|          | 315        | Superior F  | 2.25 | 5/1    | 17     |        |

6/4/96

|         |      |             |     |      |    |         |
|---------|------|-------------|-----|------|----|---------|
| Hayd130 | 213  | Double Ecl  | 3.5 | 4/6  | 60 | No      |
|         | 413  | Old Rouvel  | 3   | 9/2  | 18 | Bet     |
|         | 123  | Kristals    | 3   | 11/4 | 27 | Here    |
| Hayd200 | 543  | Penny a Day | 1   | 2/1  | 33 |         |
|         | 429  | Taipan      | 1   | 7/2  | 22 | Wdh 4/1 |
| Hayd230 | 212  | Westcourt M | 4.5 | 4/1  | 20 | W 5/2   |
|         | 221  | Repertory   | 4.5 | 4/1  | 20 |         |
| Kemp315 | 113  | Anthelia    | 4   | 5/1  | 17 |         |
|         | 1d22 | Parrot J    | 4   | 7/2  | 22 |         |
| Kemp345 | 71d0 | Seasonal Sp | 2   | 8/1  | 11 |         |
|         | 114  | Upper M C   | 3   | 9/1  | 10 |         |
| Kemp415 | 21   | Elshabiba   | 4   | 11/4 | 27 |         |
|         | 12   | Regiment    | 4   | 7/1  | 12 | W 9/1   |
|         | 411  | Wood Magic  | 5   | 3/1  | 25 |         |
| Kemp445 | 441  | Dombey      | 3   | 11/4 | 27 | W 7/4   |
|         | 111  | Mister Asp  | 6   | 5/1  | 17 |         |

Taking into account the vagaries of betting on the forecast price, sometimes beating the SP and other times losing out, the mark up on the nine 'reasonable profit' races was 204 points after tax. A health warning however, there are of course losing weeks.



# ***Making the most of the the Racing Post's Speed Ratings***

## **WINNING WITH TOPSPEED**

***Timefan***

**H**aving always been a fan of 'Time' as a method of assessing horses ability ever since I read some of Phil Bull's early work. Which brings me on to Cheltenham.

I had saved he issues of the *Racing Post* from last year and was starting my preparation for this year's meeting. I noticed that *Topspeed* had had quite a successful meeting - although you might not have thought so at first glance.

There are 20 races at the Festival but I always exclude 5 of them from any normal form or time analysis. There are no Topspeed ratings for the NH Flat Race (Bumper); the Foxhunters is best tackled with the assistance of an expert on Point-to-Point form such as Hunterchase Ratings or The Pointer; and the three handicap hurdles are usually won by 'unexposed' horses!

That leaves 15 races - conveniently five on each day. I took the top three rated horses in each race and staked 3 points on the top rated, 2 points on the 2nd Top rated and one point on the 3rd Top rated. Here are the results.

| <i>Tuesday 14/3/95</i> |                   | <i>Stake</i> | <i>Return</i> |
|------------------------|-------------------|--------------|---------------|
| 2.15                   | 3rd Top Won 25/1  | 1            | 26.00         |
| 2.50                   | 3rd Top Won 7/2   | 1            | 4.50          |
| 3.30                   | 3rd Top Won 11/2  | 1            | 6.50          |
| 4.05                   | 2nd Top Won 16/1  | 2            | 34.00         |
| 4.40                   | 2nd Top Won 11/1  | 2            | 24.00         |
| 5.15                   | No Bet - Hcap Hur |              |               |

| <i>Wednesday 15/3/95</i> |                     |   |       |
|--------------------------|---------------------|---|-------|
| 2.15                     | (4th Top Rated Won) |   |       |
| 2.50                     | Top Won 5/2         | 3 | 10.50 |
| 3.30                     | No bet - Hc Hurd    |   |       |
| 4.05                     | 3rd Top Won 13/2    | 2 | 7.50  |
| 4.40                     | 2nd Top Won 7/1     | 2 | 16.00 |
| 5.15                     | 2nd Top Won 11/2    | 2 | 13.00 |
| 5.50                     | No Bet - Bumper     |   |       |

### **Thursday 16/3/95**

|      |                       |   |       |   |
|------|-----------------------|---|-------|---|
| 2.15 | Outsider Won          |   |       |   |
| 2.50 | 3jt Top Won 5/2       | 2 | 7.00  | ‡ |
| 3.30 | Top Won 10/3          | 3 | 13.00 |   |
| 4.05 | No Bet - Hunter Chase |   |       |   |
| 4.40 | Outsider Won          |   |       |   |
| 5.15 | Top Won 11/2          | 2 | 19.50 |   |

‡ Three equally Top rated - stake split as 2 points on each

|         |        |
|---------|--------|
| Stakes  | 90.00  |
| Returns | 181.50 |
| Profit  | 91.50  |

Return of 101.67% on stakes employed  
(No tax as I was betting on course)

If tax (10%) paid on, profit is reduced by 9 points, a return of 91.67% on stakes employed..

There was a profit on each of the three days, greatest on first day.

I have now refined my approach to top class races and the Top speed ratings in the Racing Post.

I have chosen to use Top speed because conventional form ratings affect the odds adversely.

1. Consider only class A and B 'Chases (Excluding Hunter Chases - Point-To-Point form is important in these races and there are no time ratings for these outings)
2. List the horses with the top three Top speed ratings (may be more than three horses if there are joint third ratings). Do *not* modify this list for non-runners that are not marked as such in the Racing Post as published. Do not accept any ratings below 140 (equivalent to 10st) This ensures that the horse has shown an acceptable level of form in the last year.
3. From this basic list select ALL runners which have last raced *within* the last 60 days *and* which have form figures for their last three races in the current season which include at least one win and at least one second.

Thus the following patterns of form figures are the only ones which are acceptable;

|     |     |     |     |     |                       |     |     |
|-----|-----|-----|-----|-----|-----------------------|-----|-----|
| -11 | -12 | -21 | 111 | 11# | 1#1                   | #11 | 12# |
| 21# | 1#2 | 2#1 | #12 | #21 | (# = ANYother figure) |     |     |

These two conditions are designed to ensure that the horse is currently in peak form.

I submit that these guidelines are entirely consistent with sound racing logic. What of the results? Here is my (admittedly partially retrospective) experience at Cheltenham and Aintree

### **Cheltenham**

| <i>Tuesday</i>   | <i>Form</i>       | <i>Days</i> | <i>Result</i> |    |            |
|------------------|-------------------|-------------|---------------|----|------------|
| 2.50             | Draborgie         |             | 111           | 17 | Broke Down |
| 4.05             | Maamur            |             | 121           | 12 | W 13/2     |
|                  | Unguided Missile  |             | 121           | 38 | 2          |
| 4.50             | Stop The Waller   |             | 212           | 11 | W 16/1     |
| <i>Wednesday</i> |                   |             |               |    |            |
| 2.50             | Sound Man         |             | 111           | 28 | 3          |
| 4.05             | Mr Mulligan       |             | 111           | 28 | 2          |
|                  | Nahthen Lad       |             | 112           | 28 | W 7/1      |
| 5.15             | No qualifier      |             |               |    |            |
| <i>Thursday</i>  |                   |             |               |    |            |
| 3.30             | Imperial Call     |             | F11           | 32 | W 9/2      |
| 4.40             | Kibreet           |             | 142           | 40 | W 7/1      |
|                  | Easthorpe         |             | 111           | 49 | 2          |
| 5.15             | Challenger Du Lac |             | 213           | 56 | W 10/1     |

### **Aintree**

|                 |                  |  |     |    |       |
|-----------------|------------------|--|-----|----|-------|
| <i>Thursday</i> |                  |  |     |    |       |
| 2.35            | Scotton Banks    |  | 11P | 33 | W 9/2 |
|                 | Unguided Missile |  | 212 | 16 | 3     |
| 3.10            | No qualifier     |  |     |    |       |
| 3.45            | No qualifier     |  |     |    |       |
| <i>Friday</i>   |                  |  |     |    |       |
| 2.35            | Sound Man        |  | 113 | 16 | 3     |
|                 | Klairon Davis    |  | U21 | 16 | 2     |
|                 | Viking Flagship  |  | 112 | 16 | W 5/2 |
| 3.10            | Avro Anson       |  | 121 | 25 | 2     |
| 5.20            | No qualifier     |  |     |    |       |



Saturday

|      |                |     |    |        |
|------|----------------|-----|----|--------|
| 1.35 | Arctic Kinsman | 112 | 18 | W 13/2 |
| 3.30 | Rough Quest    | F12 | 16 | W 7/1  |

19 selections: 10 Winners, 5 seconds, 3 thirds one broke down

|         |       |     |      |
|---------|-------|-----|------|
| Stakes  | 19.00 | Tax | 1.71 |
| Returns | 81.50 |     |      |
| Profit  | 60.79 |     |      |

% profit on stakes 293.52

I am agreeably surprised by the final result!

I will now research the Flat season as it progresses. it will be more difficult to select a category of race. Any thoughts ? Races confined to a specific age. My hunch is races open to 3-y-o and above. Still Class A & B only. □

## HUNTER CHASE QUICKIE

*MA Pickering*

**D**ear Stef,

A method to be investigated for a small profit in Hunter Chases from the 1st March to the end of May. Using the Racing Post, back any qualifiers using the following rules:

- Forecast Favourite
- 1st or 2nd last time out
- Postmark top rated
- Topspeed top rated
- Diomed or Spotlight selection.

Results;

| year | bets | won | lost | LSR  | ROI |
|------|------|-----|------|------|-----|
| 1991 | 9    | 7   | 2    | +3.4 | 38% |
| 1992 | 11   | 9   | 2    | +4.7 | 43% |

□

**SMART again bring you the best deals**

# The Sporting Life



**The Sporting Life** WEEKENDER

Sporting Life current titles at 25% discount for members

| <i>Title</i>                  | <i>Retail</i> | <i>SMART price</i> |
|-------------------------------|---------------|--------------------|
| Guide to the Flat             | £3.99         | £3.00              |
| Guide to the Jumps            | £3.99         | £3.00              |
| National Hunt Results         | £16.95        | £12.70             |
| National Hunt Trainers Review | £16.95        | £12.70             |
| Flat Results                  | £16.95        | £12.70             |
| Flat Trainers Review          | £16.95        | £12.70             |
| Point-to-Point Results        | £16.95        | £12.70             |
| Ruff's Guide to the Turf      | £40.00        | £30.00             |

*(owner, trainer, jockey & bloodstock statistics annual)*

Also, the following previous seasons annuals at clearance prices.

*Flat results;*

1989 (1 only), 1993, 1994 (1 only)

*Flat Trainers Review;*

1988, 1989, 1990, 1991, 1992, 1993, 1994

*NH Results;*

1987/88 (9 only), 1989/90 (6 only), 1992/93, 1993/94

*NH Trainers Review;*

1987/88, 1988/89, 1989/90, 1990/91 (6 only), 91/92 (8 only), 92/93, 93/94

*Point-to-Point;*

1988, 1989, 1990, 1991, 1992, 1993, 1994

*Ruff's Guide;*

1987 (7 only), 1988 (6 only), 1989, 1990, 1991, 1992, 1994

*All at just £5.00 each. Any three titles £10.00. Prices inc. p&p.*

*Cheques / money orders made payable to S. PERRY*

*(sorry, no credit cards) and sent to:*

*SMARTsig*

*PO Box 29*

*Mansfield NG19 8UA*

### CURRENT SMART MEMBER DISCOUNTS - BOOKS & PUBLICATIONS

*GENERAL* An effective 10% discount & free postage on any book. Book finding service.  
Jay Cook, The Book shop & Gallery, 40 Earsham Street, Bungay, Suffolk, NR35 1AQ. Tel:  
01986 895164. Fax: 01986 895748

*THE SCIENCE OF WINNING*. On offer to *SMART* members at just £6.99 inc. p&p (saving  
£4.20) Mini review issue 2.12 (Dec '95). Oldcastle Books Tel: 01582 761264

*SPORTING LIFE PUBLICATIONS* See opposite page

*RACING POST PUBLICATIONS* See panel page 58

*PROFILE (Flat 1996)* Reviewed last month. £2.50 discount to members @ £15.50  
including postage. Nomadic Press, The Courthouse, Erfstadt Court, Denmark St.,  
Wokingham, Berkshire. RG11 2AY Phone/Fax 01734 328246

*THE SOLIDUS* Mini review issue 2.12, £10.00 discount to members @ £15 including  
postage. Contact STANZA, PO Box 59, Ipswich, Suffolk. IP4 2BL

### *SOCCER* . . . . .

*The Ultimate Football League Statistics Book* Lists all Football League results since 1889,  
available in print and computer format both at discount from;

Tony Brown, 4 Adrian Close, Beeston, Nottingham NG9 6FL telephone 0115 9736086

*Football Facts Monthly*. Everything the soccer student needs to know in a regular monthly  
seasonal journal. £1 subscription discount to *SMART* members @ £17.50 for ten, (includes  
first class postage). AFS, 22 Bretons, BASILDON, Essex. SS15 5BY Phone 01268 416020  
(fax 543559) also on Internet

<http://www.innotts.co.uk/~soccerstats/>

### COMPUTER SOFTWARE

#### *HORSE-RACING* . . . . .

*Betting Manager v2* Exclusively for *SMART* members @ £29 (Saves £50) includes a £29  
voucher towards the Speedmaster program; Betting Manager Tel: 0181 689 8875

*Computer Raceform* Members qualify for Raceform's loyalty discounts on full Computer  
Raceform product. Also "Form on disk" 10% discount to full members. £62 per season. .  
Call Raceform on 01635 578080 for further details

*Inform* Daily racecards and form downloaded from a BBS at Computer Sports Services. 2  
weeks free trial, £25 per month or £200 for a full year to *SMART* members. Reviewed last  
month

*Horse Sense* full version FREE!

*RaceXray* full version FREE! (for both free offers see last page)

*Good To Firm Own* & train your own racehorse(s) and watch them run HALFPRICE! at  
£12.50 and reviewed in issue 2.9. Call New Era Software, PO Box 19, Livingstone, EH27  
8EH Telephone 0131 3334958

*Racing System Builder* 10% off all products for *SMART* members. Call Racedata, Upper  
Buckenhill Farmhouse, Fownhope, Herts. HR1 4PU Tel:01432 860864

#### *FOOTBALL* . . . . .

*Football Yearbook*, £10 off! Reviewed last issue. Call Forth Dimension 01383 721729

*Pro Pools v2*, Discounted to £37.50 for *SMART* members. Call DGA 0161 330 0184

*Football data on disk*, back to 1889 if you need it! Tony Brown,

4 Adrian Close, Beeston, Nottingham NG9 6FL Telephone 0115 9736086

## *ADVERTISING IN SMART MAGAZINE*

**We have always avoided advertising as being unnecessary to the main aims of our group. However, a strong commercial case can be made for the addition income generated towards improving the size and quality of our product, without the need to increase subscriptions to members.**

**Any such advertising would be subject to our strict ethical rules. It would also be on additional pages and will not be used as a replacement to the current level of articles/letters.**

**Please let me know if you are for or against this proposal, no firm decisions will be made before hearing the democratic voice of our members.**

Systems, Methodologies And Rational Thinking - Special interest group

Club magazine published by

SMARTsig

PO Box 29

Mansfield

NG19 8UA



and fax 01623 812400

E-MAIL [smartsig@dircon.co.uk](mailto:smartsig@dircon.co.uk)

Internet site: <http://www.dircon.co.uk/smartsig>

The opinions expressed in this magazines are not necessarily those of the Editor or publishers, but are taken directly from members contributions. SMARTsig do not accept any liabilities for inaccuracies within the content of the magazine, nor for any consequences thereof. We will always endeavour to print replies and/or corrections by or on behalf of parties who feel they may have been misrepresented in any way.

SMARTsig encourages and welcomes contributions from its members but are unable to accept any responsibility for loss or any damage of any material, solicited or not. Everything published in done so in good faith, and SMART Sig members are expected to honour our Codes of Conduct. All material printed in this magazine is the copyright of SMARTsig and the contributor, subject to it not having been published elsewhere beforehand.

This Magazine nor any of its contents must not, in whole or part, be copied, duplicated, loaned or distributed without the written permission of the copyright holder(s). We recommend you exercise caution in all that you do and never bet with money you cannot afford to lose.